

DR. J.J. MAGDUM HOMOEOPATHIC MEDICAL COLLEGE & HOSPITAL, JAYSINGPUR

Academic year:


From **1st January 2022 to 31st December 2022**

Department of: **ANATOMY**

Academic planner / Advance Teaching Plan

Sr. No.	Month	Name of Topic	No. of lectures	Teaching & Learning Method
01		<p>Students were appeared for Preliminary examination (theory and practical) in the last week of December and first week January. Theory and Practical answer paper assessment Result of prelium exam preparation done in month of January 2022.</p> <p>Demonstration of paper writing presentation for university exam was done. Solved practical difficulties during theory papers like time management, answer presentation etc. in the month of February 2022. Discussion of some topics of CNS, Embryology and General Anatomy during month of MUHS examination in the month of February 2022.</p> <p>From 3rd to 12th March students appear for MUHS theory examination. From 22nd to 24th April students appear for MUHS practical examination. During this period we planned practical demonstration</p> <p>Lectures of New batch for academic year 2021-22 were start from 26th April 2022.</p> <p>No lectures were conducted during the period of 1st January to 25th April</p>		
02	April	Introduction of Anatomy	02	Lecture and PPT
		Terminology and Anatomical position	02	
		Bones	02	
03	May	Classification of Bones	01	
		Classification of Joints	02	
		Cartilage	01	
		Cardiovascular system under general anatomy	03	
		Lymphatic system	01	
		Muscular system	02	
		Nervous system	02	
		Integumentary system (Skin)	02	
		Introduction of Pectoral region	01	
		Mammary gland	02	
		Introduction of Thorax – Inlet of Thorax	01	
		Introduction of Thorax – Outlet of Thorax	01	
04	June	Pectoral Muscles	01	
		Thoracic wall with its Nerve and Blood Supply	02	
		Introduction of Axilla and details of all contents	06	
		Pleura	02	
		Arm introduction	01	
		Flexor and Extensor compartment of Arm	03	
		Muscles of Back	02	
		Intramuscular spaces of Scapula	02	
		Cubital Fossa and Anastomosis around Elbow jt.	02	
		Flexor and Extensor compartment of Forearm	04	
		Flexor and Extensor retinaculum	02	
		Anatomical Snuff Box	01	
		Intrinsic Muscles of Hand	02	
		Spaces of Hand	01	
		Azygoes vein	01	
		Introduction to Lower extremity	02	
05	July	Inguinal canal with applied	03	
		Femoral triangle	02	
		Anterior compartment of Thigh & Adductor canal	03	
		Medial compartment of Thigh	02	
		Gluteal region	02	
		Posterior compartment of Thigh	02	

Sr. No.	Month	Name of Topic	No. of lectures	Teaching & Learning Method
		Blood and Nerve supply of Thigh and Gluteal region	03	Lecture and PPT
		Flexor and Extensor compartment of Leg	03	
		Blood supply of Upper extremity	03	
		Nerve supply of Upper extremity	04	
		Joints of Upper extremity	03	
		Thoracic Wall	01	
		Pleura	01	
			02	
		Lung	02	
		Bronchopulmoary segments	02	
05	July	Mediastinum	01	
		Pericardium	01	
		Heart Introduction	01	
		Chambers of Heart	04	
		Conducting system of Heart	01	
06	August	Blood Supply of Heart and large vessels o Heart	03	
		Blood and Nerve supply of Leg	06	
		Sole of Foot	03	
			02	
		Arches of Foot	02	
		Joints of Lower extremity	03	
		Details of content in Posterior Mediastinum	03	
		Introduction to Abdominal wall and muscles	03	
		Details of Peritoneum and folds of peritoneum	04	
		Organs of Abdomen	10	
07	September	Diaphragm	01	
		Layers and Triangles of Neck	04	
		Muscles of Neck, Face, Scalp, Mastication	04	
		Thyroid gland	02	
		Parotid gland	02	
		Parathyroid and Thymus	02	
		Pharynx	04	
08	October	Larynx	04	
		Special sense organs (Ear,Nose,Eye,Tongue)	15	
		Introduction to Brain and Meninges	02	
		CSF	02	
09	November	Cerebral Hemisphere and all nuclei	07	
		Cerebellum	02	
		Ventricles of Brain	02	
		Brain stem	03	
		Blood supply of brain	03	
		Spinal cord	02	
		Pelvic organ	02	
10	December	Preliminary exam I(Paper 1 & 2)	06	
		Preliminary exam II(Paper 1 & 2)	06	
		MCQ revision	03	
		x-rays demonstration	02	
		Revision	06	



INCHARGE PRINCIPAL
Dr. J.J. Magdum Homoeopathic
Medical College, Jaysingpur.
Dist. Kolhapur (Maharashtra)

DR. J.J. MAGDUM HOMOEOPATHIC MEDICAL COLLEGE & HOSPITAL, JAYSINGPUR


Academic year:

From **1st January 2022 to 31st December 2022**

Department of : **ANATOMY**

Academic planner / Advance Teaching Plan

Sr. No.	Details	Total number in Hours
1	Lecture	227
2	Symposium	-
3	Practical \ Clinic	147
4	Inter departmental seminars	-
5	Seminars	10
6	Case presentation \ Tutorial	-
7	Journal club	-


INCHARGE PRINCIPAL
Dr. J.J. Magdum Homoeopathic
Medical College, Jaysingpur.
Dist. Kolhapur (Maharashtra)

TEACHING PLAN 2022– 23

ANATOMY DEPARTMENT

Total Working days = 411 days (59 weeks)

Total no. of Lectures (per week 6) = 354


Total no. of Tutorials/Practical and Seminars
(per week 6) = 354



HOD OF
ANATOMY DEPARTMENT



INCHARGE PRINCIPAL
Dr. J.J. Magdum Homoeopathic
Medical College, Jaysingpur
Dist. Kolhapur (Maharashtra)



INCHARGE PRINCIPAL
Dr. J.J. Magdum Homoeopathic
Medical College, Jaysingpur.
Dist. Kolhapur (Maharashtra)

TOPIC DISTRIBUTION OF ANATOMY

Dr. Joshi D.V. (Associate Professor/Reader and H.O.D)

- Introduction
- General Anatomy
- Thorax
- Neck
- Head
- Brain
- Histology
- Upper Extremity
- Lower Extremity

Dr. Chavan A.(Assistant Professor/ Lecturer)

- Abdomen
- Pelvis
- Histology

Dr. Kabade A. (Guest Professor)

- Brain Stem
- Cranial nerves
- Diencephalon



INCHARGE PRINCIPAL
Dr. J.J. Magdum Homoeopathic
Medical College, Jaysingpur.
Dist. Kolhapur (Maharashtra)

ANATOMY DEPARTMENT

THEORY PLANNER

List of Topics	Teaching Hours
General Anatomy	32
Head, Neck & Face	50
Central Nervous system	30
Upper Extremities	35
Embryology	20
Thorax	28
Abdomen & pelvis	70
Lower Extremities	40
Histology	20
Total	325

ANATOMY DEPARTMENT



INCHARGE PRINCIPAL

Dr. J.J. Magdum Homoeopathic
Medical College, Jaysingpur.
Dist. Kolhapur (Maharashtra)

NON LECTURE PLANNER
PRACTICAL PLANNER

Sr.No	List of Topics	Teaching Hours
1	Head, Neck & Face	56
2	Central Nervous System	16
3	Upper Extremities	34
4	Thorax	30
5	Abdomen & Pelvis	50
6	Lower Extremities	40
7	Histology	24
8	Total	250

ANATOMY DEPARTMENT



INCHARGE PRINCIPAL
Dr. J.J. Magdum Homoeopathic
Medical College, Jaysingpur.
Dist. Kolhapur (Maharashtra)

NON LECTURE TEACHING PLANNER

Sr. no	List of Non lecture topic	Total hours
1	Seminars and Workshops	10
2	Group Discussion	10
3	Problem based learning	10
4	Integrated teaching	15
5	Case based learning	10
6	Self - directed learning	15
7	Tutorials, Assignment & Projects	10
8	total	80


ANATOMY DEPARTMENT


INCHARGE PRINCIPAL
Dr. J.J. Magdum Homoeopathic
Medical College, Jaysingpur.
Dist. Kolhapur (Maharashtra)

Term wise topic distribution

TERM	NAME OF TOPIC
I	General Anatomy
	Developmental Anatomy
	Histology
	Upper extremity
II	Thorax
	Head, Neck & face
	Central nervous system: Brain
III	Lower extremity
	Abdomen, pelvis & perineum


Sr. No.	Topic	No of hours
1	General Anatomy	
	Modern concept of cell and its components; cell division, types with their significance	02
	Basic tissues	02
	Genetics <ul style="list-style-type: none"> i. DNA & RNA ii. Chromosomes iii. Genes iv. Inheritance v. Genetic basis of disease and integration with homoeopathic concept of miasmatic influence 	



INCHARGE PRINCIPAL
 Dr. J.J. Magdum Homoeopathic
 Medical College, Jaysingpur.
 Dist. Kolhapur (Maharashtra)


ANATOMY DEPARTMENT

	Basic of General Anatomy	
	i. Definition and subdivision of Anatomy	01
	ii. History of Anatomy	01
	iii. Anatomical terms of position & movement	02
	iv. Skin, superficial and deep fasciae	02
	v. Muscles	02
	vi. Bones	02
	vii. Joints	02
	viii. Blood vessels	02
	ix. Lymphatic system	02
	x. Nerves	02
	xi. Gland: types & classification	02
	Revision	02
	Total Hours	32
2	Developmental Anatomy (Embryology)	
	Introduction	01
	Spermatogenesis	01
	Oogenesis	01
	Fertilization	01
	Cleavage & implantation	02
	Bilaminar germ disc formation	02
	Gastrulation: Germ layer & derivatives	03
	Intraembryonic mesoderm derivatives: somites	01
	Ossification	01
	Notochord	01
	Folding of embryonic: formation of primitive gut	02
	Placenta	01


INCHARGE PRINCIPAL
 Dr. J.J. Magdum Homoeopathic
 Medical College, Jaysingpur.
 Dist. Kolhapur (Maharashtra)


ANATOMY DEPARTMENT

	Revision	02
	Total hours	20
3	Histology (General)	
	Introduction	01
	Epithelial tissue	02
	Connective tissue	02
	Cartilage	01
	Bones	01
	Muscles	02
	Nervous tissue	01
	Skin	02
	Lymphoid organs	02
	Blood vessels	02
	Glands	02
	Revision	02
	Total Hours	20
4	Upper Extremity	
	Introduction	01
	Pectoral region and axilla	02
	Mammary gland	02
	Brachial plexus	02
	Axillary artery	01
	Back and intermuscular space around scapula	02
	Shoulder joint	02
	Musculocutaneous and axillary nerve	01
	Arm and cubital fossa; brachial artery	02
	Forearm; muscle, nerve and blood vessels	04


IN CHARGE PRINCIPAL
 Dr. J.J. Magdum Homoeopathic
 Medical College, Jaysingpur.
 Dist. Kolhapur (Maharashtra)


ANATOMY DEPARTMENT

	(superficial and deep flexors and extensors)	
	Radial artery	01
	Ulnar artery	01
	Median nerve	02
	Ulnar nerve	01
	Radial nerve	02
	Elbow joint and radio-ulnar articulation	02
	Wrist joint	01
	Palmar Aponeurosis and spaces in palmar spaces	01
	Venous drainage of upper extremity	01
	Revision	02
	Total hours	35
5	Lower extremity	
	Introduction	01
	Lumbar plexus and femoral nerve	02
	Front of thigh	02
	Femoral triangle and femoral artery	02
	Median compartment of thigh and obturator nerve	02
	Gluteal region	02
	Sacral plexus and sciatic nerve, tibial and common peroneal nerve	04
	Back of thigh and popliteal fossa	02
	Hip joint	02
	Front of leg and dorsum of foot; anterior tibial artery, deep peroneal nerve	04
	Back of leg: tibial nerve and posterior tibial artery	03
	Side of leg: superficial peroneal nerve	02


INCHARGE PRINCIPAL
 Dr. J.J. Magdum Homoeopathic
 Medical College, Jaysingpur.
 Dist. Kolhapur (Maharashtra)

ANATOMY DEPARTMENT

	Retinacula around the ankle	01
	Sole of foot	02
	Knee joint	02
	Ankle joint	01
	Arches of foot	02
	Venous drainage of lower extremity	02
	Revision	02
	Total hours	40
6	Thorax	
	Introduction	01
	Trachea	01
	Pleura	01
	Lungs	03
	Mediastinum	02
	Pericardium and heart	04
	Blood supply of heart	02
	Superior mediastinum: arch of aorta	01
	Superior mediastinum: superior vena cava	01
	Inferior vena cava	01
	Posterior mediastinum: azygous vein & thoracic duct	02
	Posterior mediastinum: esophagus & descending thoracic aorta	02
	Diaphragm	01
	Systemic embryology: development of heart and lung	03
	Systemic histology: trachea and lung	01


INCHARGE PRINCIPAL
 Dr. J.J. Magdum Homoeopathic
 Medical College, Jaysingpur.
 Dist. Kolhapur (Maharashtra)

ANATOMY DEPARTMENT


	Revision	02
	Total hours	28
7	Abdomen, pelvis & perineum	
	Introduction	01
	Anterior abdominal wall	02
	Peritoneum	02
	Stomach	02
	Liver	02
	Gall bladder and extra hepatic biliary apparatus	02
	Spleen	01
	Duodenum	01
	Pancreases	02
	Jejunum and ileum, superior mesenteric artery	02
	Caecum & appendix	02
	Large intestine	02
	Portal venous system	02
	Kidney	02
	Supra renal gland	01
	Abdominal aorta	01
	Posterior abdominal wall	01
	Urinary bladder	02
	Ureter	01
	Prostate gland	02
	Ovary	01
	Uterus	02
	Fallopian tube	01
	Scrotum and testis	02



INCHARGE PRINCIPAL
Dr. J.J. Magdum Homoeopathic
Medical College, Jaysingpur.
Dist. Kolhapur (Maharashtra)

ANATOMY DEPARTMENT

	Vas deference	01
	Rectum	01
	Anal canal	01
	Walls of pelvis including diaphragm	02
	Perineum: superficial and deep peroneal pouches	03
	Ischiorectal fossa	01
	Systemic embryology: development of digestive system	04
	Systemic embryology: development of urogenital system	02
	Systemic histology: digestive system	04
	Systemic histology: development of urinary system & supra renal gland	02
	Systemic histology: male reproductive system	02
	Systemic histology: female reproductive system	02
	Revision	06
	Total hours	70
8	Head, Neck & Thorax	
	Introduction	01
	Scalp	02
	Face: muscles, nerves & blood vessels	02
	Lachrymal apparatus	01
	Side of the neck: anterior triangle	01
	Front of the neck: anterior triangle and its subdivision	03
	Deep cervical fascia	01
	Back of neck: suboccipital triangle	01


INCHARGE PRINCIPAL
 Dr. J.J. Magdum Homoeopathic
 Medical College, Jaysingpur.
 Dist. Kolhapur (Maharashtra)

ANATOMY DEPARTMENT


Content of vertebral canal	01
Parotid gland	01
Submandibular salivary gland	01
Muscles of mastication	01
Temporomandibular joint	01
Thyroid gland	02
Cranial cavity: Dura mater, Dural venous sinuses & pituitary gland	03
Contents of the orbit	01
Extra ocular muscle	01
Oral cavity	01
Soft palate and palatine tonsil	01
Tongue	01
Pharynx	02
Larynx	02
Nose and paranasal sinuses	02
Ear: ECA & middle ear, inner ear	02
Eustachian tube	01
Eyeball	02
Common & internal carotid artery	01
External carotid artery	02
Vertebral artery	01
Internal jugular vein	01
Systemic histology: Parotid gland, pituitary gland & tongue	03
Systemic embryology: Pharyngeal arches; derivatives	01


INCHARGE PRINCIPAL

Dr. J.J. Magdum Homoeopathic
Medical College, Jaysingpur.
Dist. Kolhapur (Maharashtra)

ANATOMY DEPARTMENT

	Revision	03
	Total hours	50
9	Central nervous system	
	Introduction	01
	Meninges & CSF	01
	Spinal cord	01
	Medulla oblongata	01
	Pons	01
	Cerebellum	01
	Fourth ventricle	01
	Mid brain	01
	Diencephalon: thalamus & hypothalamus	02
	Third ventricle	01
	Lateral ventricle	01
	Cerebrum: external features	02
	Functional areas of cerebral cortex	01
	Basal ganglia	01
	White matter of cerebrum: corpus callosum & internal capsule	02
	Blood supply of brain	02
	Cranial nerves	06
	Systemic embryology: development of brain	02
	Revision	02
	Total hours	30


INCHARGE PRINCIPAL
 Dr. J.J. Magdum Homoeopathic
 Medical College, Jaysingpur.
 Dist. Kolhapur (Maharashtra)

ANATOMY DEPARTMENT