



Dr. J. J. Magdum Trust

# Dr. J. J. MAGDUM HOMOEOPATHIC MEDICAL COLLEGE

Jaysingpur – 416 101, Tal-Shirol, Dist.- Kolhapur (Maharashtra)  
NCH Delhi recognized, Affiliated to AYUSH Delhi & Maharashtra University of Health Science (MUHS), Nashik.  
\*Phone No. College : (02322) 227083, Hospital- (02322) 225218\*  
\*Email id- jjmhmc1990@gmail.com\* \*Established year – 1990\*

Annexure- "I"

## Maharashtra University of Health Sciences, Nashik Homoeopathy Faculty

Information of Subject-wise Intake as per College & NCH Recognition,  
Permitted Intake capacity Academic Year 2026- 2027

Name of College/Institute : : Dr.J.J.Magdum Homoeopathic Medical College ,Jaysingpur  
College Code 4206

UG Degree/PG Degree	Intake capacity as permitted by NCH		Max. Seats Permitted by MUHS as per Teacher: Student Ratio	
	UG Degree	PG Degree	UG Degree	PG Degree
UG Degree (BHMS)	100		100	24
PG Degree (M.D. Hom.)		24		
Organon of Medicine		06		06
Homoeopath Pharmacy		NA		
Homoeopathic Materia Medica		06		06
Practice of Medicine		06		06
Repertory		06		06
Paediatrics		NA		
Psychiatry		NA		
Community Medicine		NA		
Dermatology		NA		

Any Other, Please Specify: .....



*RRB*

Signature of Principal with seal

- 1.Hard copy 7 soft copy of this Annexure must be submitted to the University
- 2.The information must be made available on the College Website

**PRINCIPAL**  
**Dr. J. J. Magdum Homoeopathic**  
**Medical College, Jaysingpur.**  
**Dist. Kolhapur (Maharashtra)**



Dr. J. J. Magdum Trust's  
**Dr. J. J. MAGDUM HOMOEOPATHIC MEDICAL COLLEGE**

Jaysingpur – 416 101, Tal-Shirol, Dist.- Kolhapur (Maharashtra)  
NCH Delhi recognized, Affiliated to AYUSH Delhi & Maharashtra University of Health Science (MUHS), Nashik.  
\*Phone No. College : (02322) 227083, Hospital- (02322) 225218\*  
\*Email id- jjmhmc1990@gmail.com \*\* Established year – 1990\*

ANNEXURE- II

**Maharashtra University of Health Sciences, Nashik  
Homoeopathy Faculty**

**Trust Deed / Bylaws/Registration Certificate(Trust / Society)**

**Name of College/Institute : Dr.J.J.Magdum Homoeopathic Medical College ,Jaysingpur  
Code: 4206**

Sr. No.	Name of Trust / Society	Details
1.	Registration Certificate (copy enclosed)	Trust / Society :- Registration number - E- 902 (KOLHAPUR) Date of Registration – 07/02/1977 Bombay Public Trust Act- 1950 Hospital (Bombay Nursing Act) :- Registration number :- 388/2020/Jaysingpur Date of Registration :- 05/05/2020
2.	Name of the College / Institute (As per First Affiliation letter or As per Change of Name Proposal Approved by the University)	: Dr.J.J.Magdum Trust's Dr.J.J.Magdum Homoeopathic Medical College,Jaysingpur
3.	Address with Pin code	: Dr.J.J.Magdum Trust's Dr.J.J.Magdum Homoeopathic Medical College,Jaysingpur Gat No73/A/1 Shirol-wadi road Tal:Shirol,Dist:Kolhapur,Dist:Maharashtra Pin No.416101
4.	Email ID	: jjmhmc1990@gmail.com
5.	Telephone / Mobile No.(s)	: (02322) 227083
6.	Website Address	: www.jjmhomoeco.org

Signature of Principal with Seal

**PRINCIPAL**  
Dr. J. J. Magdum Homoeopathic  
Medical College, Jaysingpur.  
Dist. Kolhapur (Maharashtra)

(The information must be made available on the college website)





Dr. J. J. Magdum Trust's  
**Dr. J. J. MAGDUM HOMOEOPATHIC MEDICAL COLLEGE**  
Jaysingpur – 416 101, Tal-Shirol, Dist.- Kolhapur (Maharashtra)  
NCH Delhi recognized, Affiliated to AYUSH Delhi & Maharashtra University of Health Science (MUHS), Nashik.  
\*Phone No. College : (02322) 227083, Hospital- (02322) 225218\*  
\*Email id- jjmhmc1990@gmail.com\*\*Established year – 1990\*

ANNEXURE- III A(1)

**Maharashtra University of Health Sciences, Nashik**  
**Homoeopathy Faculty**

YEAR 2024-2025

Name of College/Institute: Dr. J. J. Magdum Homoeopathic Medical College, Jaysingpur Code: 4206

**OPD Department Infrastructure**


Sr. No.	Departments	Available/ Not Available	Sufficient / Insufficient	Remarks
a)				
	General Medicine	Available	Sufficient	Available
	Pediatrics			
	Surgery	Available	Sufficient	Available
	Gynaecology & Obstetrics	Available	Sufficient	Available
		Available	Sufficient	Available
b)				
	Dressing Room	Available	Sufficient	Available
	Pharmacy Store	Available	Sufficient	Available
	Waiting Area for Patients	Available	Sufficient	Available

ANNEXURE-III A (2)

**In-patient Department Infrastructure**

Sr. No.	Departments	Available/ Not Available	Sufficient/ Insufficient	Remarks
1.	Gen. Medicine	Available	Sufficient	Available
2.	Pediatrics	Available	Sufficient	Available
3.	Surgery	Available	Sufficient	Available
4.	OBGY	Available	Sufficient	Available
5.	Toilets & Bath Room	Available	Sufficient	Available
6.	Doctor's Duty Room	Available	Sufficient	Available
7.	Nursing Station / Duty Room	Available	Sufficient	Available
8.	Pharmacy	Available	Sufficient	Available
9.	Record Room	Available	Sufficient	Available

Signature of Principal with Seal

  
**PRINCIPAL**  
Dr. J.J. Magdum Homoeopathic  
Medical College, Jaysingpur.  
Dist. Kolhapur (Maharashtra)



Dr. J. J. Magdum Trust's  
**Dr. J. J. MAGDUM HOMOEOPATHIC MEDICAL COLLEGE**

Jaysingpur – 416 101, Tal-Shirol, Dist.- Kolhapur (Maharashtra)  
NCH Delhi recognized, Affiliated to AYUSH Delhi & Maharashtra University of Health Science (MUHS), Nashik.  
\*Phone No. College : (02322) 227083, Hospital- (02322) 225218\*  
\*Email id- jjhmc1990@gmail.com\*\* Established year – 1990\*

**Annexure – III B (1)**

**MAHARSHTARA UNIVERSITY OF HEALTH SCIENCES, NASHIK**

**Homoeopathy Faculty**

DETAILS OF THE HOSPITAL AND WORK RECORD: (HOSPITAL – INFORMATION)  
YEAR 2025-26

Name of College: Dr. J. J. Magdum Homoeopathic Medical College, Jaysingpur.

**IPD Record**

College Code - 4206

NUMBER OF PATIENTS ATTENDED IPD (1 <sup>st</sup> JAN. To 31 Dec 2025)					
Information to be filled by the college					
Sr No.	Month	General Medicine	OBGY	Surgery	Paediatrics
1	Jan	366	177	148	73
2	Feb	390	128	146	67
3	Mar	527	142	133	67
4	Apr	445	182	142	70
5	May	387	305	193	75
6	Jun	370	174	173	73
7	Jul	428	168	180	77
8	Aug	332	220	155	72
9	Sep	570	209	195	95
10	Oct	567	192	272	113
11	Nov	534	263	233	114
12	Dec	550	267	260	113
<b>Total</b>		<b>5466</b>	<b>2427</b>	<b>2230</b>	<b>1009</b>
<b>Grand Total IPD -</b>		<b>11132</b>			
BED OCUPANCY (in%) = $\frac{\times 100}{\times 365}$					
FORMULA FOR CALCULATING BED OCUPANCY					
Bed Occupancy = $\frac{\text{Total No. of Bed days Occupied} \times 100}{\text{Total No. of Beds} \times \text{No. of total days}}$					
1. Jan 25 to April 25 = $\frac{3203 \times 100}{43 \times 120} = 62\%$					
2. Jan 25 to April 25 = $\frac{729 \times 100}{74 \times 245} = 43.75\%$					
3. Final $\frac{62.07\% + 43.75\%}{2} = 52.90\%$					

**PRINCIPAL**

Dr. J.J. Magdum Homoeopathic  
Medical College, Jaysingpur.  
Dist. Kolhapur (Maharashtra)



**Dr. J. J. Magdum Trust's**  
**Dr. J. J. MAGDUM HOMOEOPATHIC MEDICAL COLLEGE**

Jaysingpur – 416 101, Tal-Shirol, Dist.- Kolhapur (Maharashtra)  
NCH Delhi recognized, Affiliated to AYUSH Delhi & Maharashtra University of Health Science (MUHS), Nashik.  
\*Phone No. College : (02322) 227083, Hospital- (02322) 225218\*

\*Email id- jjmhc1990@gmail.com\*\*Established year – 1990\*

Annexure – III B (2)

**MAHARSHTARA UNIVERSITY OF HEALTH SCIENCES, NASHIK**

**Homoeopathy Faculty**

**DETAILS OF THE HOSPITAL AND WORK RECORD: (HOSPITAL – INFORMATION)**  
**YEAR 2025-26**

**Name of College: Dr. J. J. Magdum Homoeopathic Medical College, Jaysingpur.**

**College Code - 4206**

<b>NUMBER OF PATIENTS ATTENDED OPD (1<sup>st</sup> JAN 2025. To 31 Dec 2025)</b>					
<b>(Note :- Patients of medical camp OPD should not be included )</b>					
<b>(patients of peripheral OPDs can be included in that particular Day)</b>					
<b>Sr No.</b>	<b>Month</b>	<b>General Medicine</b>	<b>OB GY</b>	<b>Surgery</b>	<b>Paediatric s</b>
1	January	4895	2823	1914	1320
2	February	3721	1578	1748	1195
3	March	3922	1489	1793	1306
4	April	4930	1897	1667	1495
5	May	4326	1927	1667	1330
6	Jun	4416	1224	1531	1760
7	July	4600	1809	1709	1280
8	August	4659	1709	2041	1480
9	September	4370	1830	1659	1352
10	October	3795	1473	1447	1184
11	November	4076	1884	1986	1098
12	December	4788	1961	1846	1451
<b>Total</b>		<b>52498</b>	<b>21604</b>	<b>21008</b>	<b>16251</b>
<b>Grand Total OPD -</b>		<b>111361</b>			

**PRINCIPAL**

**Dr. J.J. Magdum Homoeopathic  
Medical College, Jaysingpur.  
Dist. Kolhapur (Maharashtra)**



Dr. J. J. Magdum Trust's  
**Dr. J. J. MAGDUM HOMOEOPATHIC MEDICAL COLLEGE**  
Jaysingpur – 416 101, Tal-Shirol, Dist. - Kolhapur (Maharashtra)  
NCH Delhi recognized, Affiliated to AYUSH Delhi & Maharashtra University of Health Science (MUHS), Nashik.  
\*Phone No. College : (02322) 227083, Hospital- (02322) 225218\*  
\*Email id- jjhmcl1990@gmail.com \* \*Established year – 1990\*

ANNEXURE - IV

**Maharashtra University of Health Sciences, Nashik Homoeopathy**  
**Faculty**  
**Academic Year 2026 -2027**

**Academic Activities/Webinar/Workshop/CME/Activities in Last One Year.**

Name of College/Institute : Dr.J.J.Magdum Homoeopathic Medical College ,Jaysingpur Code: 4206  
Academic Planner/Advanced Teaching Plan Time  
Table (Year wise)  
Details from

Sr. No.	Details	Total Number in Hours
1.	Lecture	Available
2.	Symposium	Available
3.	Practical/Clinics	Available
4.	Inter-Departmental Seminars	Available
5.	Seminar	Available
6.	Case presentation	Available
7.	Journal Club	Available

**No. of Webinars Arranged, Guest Lectures, Workshops & CME(Publish details on college website)**

Sr. No.	Details of Webinars, Guest Lectures, Workshop & CME
1	Guest Lecture on 11 th April 2025 - By Dr.Rahul Jadhav ,Satara World Homoeopathy Day
2	Training of Teachers conducted 20/12/2024
3	Basic workshop in Research Methodology on 16,17,18/01/2025
4	Basic workshop in Health sciences Education Technology on 25,26,27/07/2025



### Attendance Details

Month wise Biometric attendance to be uploaded by the College on the College Website

Sr. No.	Attendance		
1.	Teaching Staff	}	<b>Available</b>
2.	Non-Teaching Staff		
3.	Hospital Staff		
4.	UG & PG Students		



*Roh*

Signature of Principal With Seal

**PRINCIPAL**

**Dr. J.J. Magdum Homoeopathic  
Medical College, Jaysingpur.**

(The information must be made available on the college website)

# Anatomy Department.

## ADVANCE TEACHING PLAN

MONTH	TOPIC	NO. OF HOURS	PLANNED EXAMS
NOVEMBER 2025	FOUNDATION COURSE	10DAYS	
	INTRODUCTION TO ANATOMY	02	
	DIWALI VACATION		
DECEMBER 2025	INTRODUCTION TO ANATOMY	01	
	HISTORY OF ANATOMY	01	
	GENERAL ANATOMY BONE	02	
	CARTILAGE	02	
	JOINTS	02	
	CLASSIFIATION OF BONE, CARTILAGE & JOINTS	01	
	MUSCLAR SYSTEM	02	
	CVS	02	
	SKIN	02	
LYMPHATIC SYSTEM	02		
JANUARY 2026	NERVES	02	
	GLANDS	02	
	EMBRIOLOGY	20	
	INTRODUCTION TO UPPER EXTRIMITY	01	
FEBRUARY 2026	PECTORAL REGION	01	PERIODICAL I
	MAMMARY GLAND	02	
	AXILLA	02	
	CONTENT OF AXILLA	04	
	MUSCLES OF ARM	01	
	MUSCLES OF FOREARM	04	
	CUBITAL FOSSA	01	
	JOITS OF UPPER EXTRIMITY	06	
MARCH 2026	HISTOLOGY	10	
	NERVES OF UPPER EXTRIMITY	05	
	VESSELS OF ARM & FOREARM	02	



ANATOMY DEPARTMENT

*Roh*  
21/2/2026  
Prof. Dr. Suresh. R. Nair  
M.Sc, B.M.S, M.D.(Hom.), Ph.D  
Reg No- 4491

Principal & Medical Superintendent

	VENOUS DRAINAGE OF UPPER EXTRIMITY	02	
	MUSCLES OF BACK	02	
	INTRINSIC MUSCLES OF HAND	02	
APRIL 2026	MUSCLES OF BACK	02	TERMINAL I
	INTRINSIC MUSCLES OF HAND	02	
	HISTOLOGY	10	
MAY 2026	REVISION	05	
JUNE 2026	INTRODUCTION TO THORAX	02	
	PLEURA	02	
	LUNG	03	
	MEDIASTINUM	09	
	HEART	06	
	MAJOR VESSELS OF HEART	03	
JULY 2026	DIAPHRAGM	01	PERIODICAL II
	INTRODUCTION TO NECK	01	
	CERVICAL FASCIA	02	
	TRIANGLES OF NECK	05	
	THYROID	02	
	THYMUS	01	
	FACE	04	
	SCALP	02	
	LACRYMAL APPARATUS	02	
	PAROTID GLAND	02	
AUGUST 2026	MANDIBULAR GLAND	02	
	MUSCLES OF MASTICATION	04	
	EYE - ORBIT	02	
	EXTRA OCCULAR MUSCLES	02	
	PALATINE TONSILS	02	
	TONGUE	03	
	PHARYNX	03	
	LARYNX	03	
	MANDIBULAR GLAND	02	
	MUSCLES OF	04	



ANATOMY DEPARTMENT

	MASTICATION		
	NOSE	03	
SEPTEMBER 2024	EAR	03	
	INTERNAL & EXTERNAL CAROTID ARTERY	02	
	VERTEBRAL ARTERY	02	
	INTERNAL JUGULAR VEIN	02	
	CNS INTRODUCTION	01	
	MENINGES	02	
	EAR	03	
	INTERNAL & EXTERNAL CAROTID ARTERY	02	
	VERTEBRAL ARTERY	02	
	INTERNAL JUGULAR VEIN	02	
	CSF	02	
	OCTOBER 2024	CEREBELLUM	03
SPINAL CORD		01	
CEREBRUM		03	
PONS		02	
MEDULLA		02	
MIDBRAIN		02	
VENTRICULAR SYSTEM BRAIN		03	
BASAL GANGLIA		01	
BLOOD SUPPLY OF BRAIN		01	
CRANIAL NERVES	06		
NOVEMBER 2024	INTRODUCTION TO LOWER EXTRIMITY	01	
	FEMORAL TRIANGLE	02	
	FEMORAL ARTERY, VEIN, NERVE	02	
	THIGH ANT. COMP	02	
	THIGH MED. COMP	01	
	GLUTEAL REGION	02	
DECEMBER 2024	BACK OF THIGH	02	PERIODICAL III
	POPLITEAL FOSSA	02	
	LEG BACK	0	
	LEG ANT. & LAT.	01	



ANALYSIS UNIVERSITY

	COMP		
	FOOT	02	
	RETINACULUM	02	
	JOINTS OF LOWER EXTRIMITY	02	
JANUARY 2027	LUMBAR AND SACRAL PLEUXES	04	
	ARTERIES OF LOWER EXTRIMITY	02	
	NERVES OF LOWER EXTRIMITY	02	
	LAYERS OF SOLE	02	
	ARCHES OF FOOT	02	
	INTRODUCTION TO ABDOMEN	01	
	ANTERIOR ABDOMINAL WALL	02	
FEBRUARY 2027	PERITONEUM	01	
	STOMACH	02	
	LIVER	02	
	GALL BLADDER	02	
	DUODENUM	01	
	PANCREASE	02	
	SMALL INTESTINE	01	
	LARGE INTESTINE	01	
	VESSELS OF ABDOMEN	02	
	KIDNEY	02	
	URINARY BLADDER	02	
	SUPARENAL GLAND	01	
	URETER	01	
MARCH 2027	MALE INTERNAL GENITAL	02	
	MALE EXTERNAL GENITAL	02	
	FEMALE INTERNAL GENITAL	02	
	FEMALE EXTERNAL GENITAL	02	
	RECTUM	02	
	ANAL CANAL	01	
	PERINEUM	02	
	ISCHIORECTAL FOSSA	02	



ANATOMY

Prof. Dr. Suresh. R. Nair  
M.Sc., B.M.S., M.D. (Hom.), Ph.D.  
Reg. No. - 4191  
Principal & Medical Superintendent

Dr J J Magdum Homoeopathic Medical College, Jaysingpur  
Semester wise distribution of lectures and non-lectures PHYSIOLOGY DEPARTMENT

SR NO	Months	Semister 1- 16 wks	Lecturer	Total hrs
Module 1 Organization of the human body	Dec 2025 to Jan 2026  Jan 2026  Jan 2026	Theory : General physiology  Bio Physics Science  Skin & The integumentary System  Clinical Physiology : Case Taking & Approach to Patient  General concept of examination.	Dr S S Patil  Dr D A Chougule  Dr D A Chougule  Dr S S Patil  Dr S S Patil	Lectures - 100 hrs. Non Lecture - 115 hrs.
Module 2 Principals of Support System & Movements with transportation	Feb 2026  Feb 2026	Theory : Body Fluid & Immune Mechanism  Nerve Muscles Physiology	Dr D A Chougule  Dr S S Patil	

**H.O.D.**  
**H, PHYSIOLOGY & BIOCHEMISTRY**



**PRINCIPAL**  
**Dr. J.J. Magdum Homoeopathic**  
**Medical College, Jaysingpur.**  
**Dist. Kolhapur (Maharashtra)**

	Jan 2026.	Practical : Study of the Compound Microscope	Dr D A Chougule	
	Feb 2026.	Collection of Blood Samples	Dr D A Chougule	
	Feb 2026.	Estimation of Haemoglobin Concentration		
	Feb 2026.	Determination of Haematocrit		
	Feb 2026.	Haemocytometry		
	Mar 2026.	Total RBC Count		
	Mar 2026.	Determination of RBC Indices		
	Mar 2026.	Total Leucocytes Count (TLC)		
	Mar 2026.	Preparation And Examination Of Blood Smear		
	Mar 2026.	Differential Leucocyte Count (DLC)		
	Mar 2026.	Absolute Eosinophil Count		
	Apr 2026.	Determination of Erythrocyte Sedimentation Rate		
	Apr 2026.	Determination of Blood Groups		
	Apr 2026.	Determination of Bleeding Time and Coagulation Time		
	Mar 2026	Clinical Physiology : Examination of muscles, joints,	Dr S S Patil	Lecture 110 hr Nonlecture - 110 hr.

Sr No	Months	Semester 2 - 16 wks	Lecturer	Total hrs
Module 3.				

H.O.D.  
H. PHYSIOLOGY & BIOCHEMISTRY



PRINCIPAL  
Dr. J.J. Magdum Homoeopathic  
Medical College, Jaysingpur.  
Dist. Kolhapur (Maharashtra)

Vital Maintenance of the human body	Jun 2026.	Theory : Cardiovascular System Respiratory & Environmental Physiology	Dr D A Chougule	Lecture 116 hrs Non lectures 105 hrs
	Jun 2026.		Dr S S Patil	
	June 2026.	Clinical Physiology :- Cardio-Vascular System - Clinical Examination	DR S S Patil	
	July 2026.	Respiratory System- Clinical Examination,	Dr S S Patil	
	July 2026.	OPD ( Applied Physiology )	Dr S S Patil And Dr D A Chougule	
Module 4. Control system of the human body with continuity	Aug 2026.	Theory : Central Nervous System	Dr S S Patil	
	Sep 2026.	Endocrinology	Dr D A Chougule	
	Aug 2026	Clinical Physiology : Nervous System- Clinical Examination	Dr S S Patil	
	Sept 2026.			
	Aug 2026	Special Senses- Clinical Examination	Dr S S Patil & Dr D A Chougule	
	Sept 2026	Reproductive System – Diagnosis of pregnancy	Dr D A Chougule	
	Oct 2026.	OPD		

9th Month – 5 days PA

12th Month – 10 days TT – including Viva Voce

**H.O.D.**  
**H. PHYSIOLOGY & BIOCHEMISTRY**




**PRINCIPAL**  
**Dr. J.J. Magdum Homoeopathic**  
**Medical College, Jaysingpur.**  
**Dist. Kolhapur (Maharashtra)**

Dr J J Magdum Homoeopathic Medical College, Jaysingpur


Semester wise distribution of Lectures and Non-Lectures

Physiology Department

Sr No / Duration	Months	Semester 3 – 16 weeks	Lecturer	Total Hrs
Module 5 Energy Maintenance of human body	Sept 2024	<ul style="list-style-type: none"> <li>Reproductive system.</li> <li>Special reflex.</li> </ul>	Dr D A C	Lectures – 115 Hrs Non – Lectures – 105 Hrs
	Oct 2024	<ul style="list-style-type: none"> <li>Digestion System &amp; Nutrition.</li> <li>Renal physiology</li> </ul>	Dr DAC & S S P	
	Nov 2024	<ul style="list-style-type: none"> <li>Bio-chemistry.</li> </ul>	Dr S S P	
	Nov 2024	<p>Practical :</p> <ul style="list-style-type: none"> <li>All Bio-chemistry Practical</li> </ul>	Dr D A C	
	Dec 2024	<p>Clinical Physiology :</p> <ul style="list-style-type: none"> <li>Gastrointestinal System – Clinical examination</li> <li>OPD (Applied Physiology)</li> </ul>	Dr S S P	
	Jan 2025		Dr DAC + S S P	

  
**PRINCIPAL**  
 Dr. J.J. Magdum Homoeopathic  
 Medical College, Jaysingpur,  
 Dist. Kolhapur (Maharashtra)



  
**H.O.D.**  
 H. PHYSIOLOGY & BIOCHEMISTRY

PHYSIOLOGY DEPARTMENT

TOTAL DISTRIBUTION OF PHYSIOLOGY THEORY TOPICS

Name of the Lecturer	Topic Allotted
<ul style="list-style-type: none"> <li>• Dr D A Chougule MBBS, DOMS</li> </ul>	<ul style="list-style-type: none"> <li>• Endocrine system</li> <li>• Blood</li> <li>• Skin And body temperature</li> <li>• Nutrition and metabolism</li> <li>• Bio- physical and bio-chemical Principles</li> <li>• Special Senses : Vision, taste , smell</li> <li>• Reproductive System.</li> <li>• Biochemistry</li> </ul>
<p>Name of the Lecturer</p> <ul style="list-style-type: none"> <li>• Dr S S Patil MD (Hom)</li> </ul>	<p>Topic Allotted</p> <ul style="list-style-type: none"> <li>• Digestive system</li> <li>• Respiratory system</li> <li>• Central nervous system</li> <li>• Nerve and skeleto-muscular system.</li> <li>• Special senses : hearing, balance / equilibrium, smell</li> <li>• Cardio vascular system.</li> <li>• Excretory system</li> </ul>



H.O.D.  
H. PHYSIOLOGY & BIOCHEMISTRY

**ACADEMIC YEAR- 2025-2026**

NOVEMBER 2025- MARCH 2026

**DEPARTMENT OF HOMOEOPATHIC PHARMACY**

**TEACHING PLAN**

DR. J. J. MAGDUM HOM MEDICAL COLLEGE, JAYSINGPUR

HOMOEOPATHIC PHARMACY DEPARTMENT

FIRST BHMS

2025- 2026

NCH REQUIRED LECTURES

THEORY - 100 HOURS

PRACTICAL +HOSPITAL VISIT=110

TOTAL LECTURES CONDUCTED ACCORDING TO TIME-TABLE

THEORY -

NL-DEMO- HOURS

SEMINAR-

PRACTICAL -

HOSPITAL VISIT-

DEMO-



*R Sh*  
04/10/2025

**Prof. Dr. Suresh. R. Nair**  
M.sc, B.M.S, M.D.(Hom.), Ph.D  
Reg No.- 4491  
Principal & Medical Superintendent

TOPIC DISTRIBUTION  
HOMOEOPATHIC PHARMACY DEPARTMENT  
FIRST BHMS  
2025-2026

**DR. Mrs. Seema T Kuge**

1. INTRODUCTION
2. HISTORY OF PHARMACY WITH EMPHASIS ON EMERGENCE OF HOMOEOPATHIC PHARMACY
3. HOM PHARMACY BASICS
4. IDEAL LABORATORY
5. WEIGHTS AND MEASURES
  - 1) NOMENCLATURE
  - 2) HOMOEOPATHIC PHARMACOPOIE
  - 3) HOMOEOPATHIC UTENSILS WITH THEIR CLEANSING
  - 4) PIONEERS OF HOM PHARMACY
  - 5) MOTHER TINCTURE AND IT'S PREPARATION
  - 6) VARIOUS SCALE OF POTENTISATION
  - 7) DRUG DYNAMISATION / POTENTISATION
  - 8) QUALITY CONTROL OF DRUG,GOOD MANUFACTURING PRACTICE
  - 9) ADVERSE DRUG REACTION AND PHARMACOVIGILANCE
  - 10)RECENT ADVANCES IN HOM PHARMACY
  - 11)DRUG PROVING
  - 12)SOURCES OF DRUGS
  - 13)VEHICLE
  - 14)EXTERNAL APPLICATION
  - 15)POSODOLOGY



- 16) PHARMACONOMY
- 17) PRESERVATION OF DRUG
- 18) DISPENSING OF HOMOEOPATHIC DRUG
- 19) DOCTRINE OF SIGNATURE
- 20) PLACEBO
- 21) PRSCRIPTION WRITING
- 22) LEGISLATION
- 23) HOMOEOPATHIC PHARMACY RELATIONSHIPS
- 24) PHARMACOLOGICAL ACTION OF DRUG



HOMOEOPATHIC PHARMACY DEPARTMENT

FIRST BHMS

DR. SEEMA KUGE

PRACTICAL

MONTH	NO OF PRACTICAL	TOPIC
DEC	4	-ESTIMATION OF SIZE OF GLOBULES -MEDICATION OF GLOBULES -HOM UTENSILS WITH CLEANSING
JAN	4	DEMO-MOISTURE CONTAIN OF DRUG - PURITY TEST OF SUGAR OF MILK - PURITY TEST OF DISTILLED WATER - PURITY TEST OF ETHYL ALCOHOL
FEB	4	-DETERMINATION OF SPECIFIC GRAVITY OF LIQUID VEHICLE PERIODICAL-I EDUCATIONAL VISIT
MARCH	4	PREPARATION OF DILUTE ALCOHOL FROM STRONG ALCOHOL PREPARATION OF DISPENSING ALCOHOL FROM STRONG ALCOHOL
APRIL	4	TRITURATION OF DRUG IN OLD METHOD- CLASS-VII -TRITURATION - SULPHUR 1 X -TRITURATION - SULPHUR 2X -TRITURATION - SULPHUR 3X -TRITURATION - SULPHUR 4X



MAY	4	<p>TERMINAL EXAM-I</p> <p>SUMMER VACATION</p>
JUN	4	<p>-TRITURATION - SULPHUR 5X</p> <p>-TRITURATION - SULPHUR 6X</p> <p>-TRITURATION OF DRUG ACC.TO OLD METHOD</p> <p>CLASS- IX-ANACARDIUM</p> <p>CLASS VIII-CROTON TIGLINUM</p> <p>TRITURATION OF ONE DRUG AS PER HPI-Barium chloride 1x</p>
JULY	4	<p>PERIODICAL -II</p> <p>PRACTICAL AND DEMO-</p> <p>OLD METHOD-CLASS I,II,</p> <p>PREPARATION OF MOTHER TINCTURE</p> <p>Decimal scale</p> <p>-PREPARATION OF MOTHER TINCTURE -</p> <p>Centesimal scale</p>
AUG	4	<p>DEMO AND PRACTICAL-</p> <p>NEW METHOD-</p> <p>-PREPARATION OF MOTHER TINCTURE</p> <p>MACERATION</p> <p>-PREPARATION OF MOTHER TINCTURE</p> <p>PERCOLATION</p>
SEPT	4	<p>CONVERSION OF TRITURATION TO LIQUID POTENCY</p> <p>Decimal scale 6x to 8x potency-</p> <p>CONVERSION OF TRITURATION TO LIQUID</p> <p>CONVERSION OF TRITURATION TO LIQUID POTENCY</p> <p>Decimal scale 6x to 8x potency-</p> <p>CONVERSION OF TRITURATION TO LIQUID</p>



		POTENCY Centesimal scale-3c to 4c potency-
OCT	4	Preparation of 0/2 potency (solid form) (LM Scale) of 1drug from 3 <sup>rd</sup> degree trituration  DEMO-MACROSCOPIC CHARACTERISTIC (10 DRUG)  DEMO-MACROSCOPIC CHARACTERISTIC (5 GRUG)
NOV	4	TERMINAL EXAM -II Preparation of external application _lotion  Preparation of external application_ Glycerol  Preparation of external application_ Liniment  Preparation of external application_ Ointment  DEMO-MICROSCOPIC CHARACTERISTIC (5 DRUG)
DEC	4	WRITING PRIScription AND DISPENSING THE MEDICINE IN WATER WITH PREPARATION OF DOSES  WRITING PRIScription AND DISPENSING THE MEDICINE IN SUGAR OF MILK WITH PREPARATION OF DOSES PERIODICAL III
JAN	4	PRE-TERM EXAM  PRACTICAL AND DEMO- PREPARATION OF MOTHER TINCTURES ACCORDING TO OLD HAHNEMANNIAN METHOD (CLASS III,IV)
FEB	4	PRACTICAL AND DEMO- PREPARATION OF MOTHER SOLUTION ACCORDING TO OLD HAHNEMANNIAN METHOD (CLASS Va ,Vb, VIa, VIb )
MARCH	4	- STUDY AND DEMONSTRATION OF VEHICLES (SOLID, LIQUID , SEMI- SOLID)



		-MICROSCOPIC STUDY OF TRITURATION -3X POTENCY
APRIL		UNIVERSITY EXAM



**FIRST BHMS**  
**DR. SEEMA T KUGE**  
**N.L.-TUTORIAL/TEST/SEMINAR/HOSPITAL VISIT**

MONTH	NO OF LECT IN HOURS	TOPIC	PLANNED IN HOURS	CONDUCTED IN HOURS
DEC	4	INTRODUCTION HOSPITAL VISIT CASE DISCUSSION DEMO-CLEANSING OF UTENSILS	4	
JAN	4	HOSPITAL VISIT / CASE DISCUSSION TUTORIAL-HOM PHARMACOPOEIA TEST-DEFINATIONS	4	
FEB	4	HOSPITAL VISIT CASE DISCUSSION PERIODICAL -I SEMINAR DEMO-MOISTURE CONTAINMENT OF DRUG	2	
MARCH	4	HOSPITAL VISIT / CASE DISCUSSION TUTORIAL/TEST SEMINAR INTEGRATED LECTURE	3	
APRIL	4	HOSPITAL VISIT / CASE DISCUSSION TUTORIAL SEMINAR TEST/QUIZ DEMO-THIN LAYER CHROMATOGRAPHY	4	
MAY	4	TERMINAL -I SUMMER VACATION		
JUNE	4	HOSPITAL VISIT CASE DISCUSSION TUTORIAL SEMINAR DEMO-DECANTATION, FILTRATION, SUBLIMATION DEMO-DISTILLATION, CRYSTALLIZATION INTEGRATED LECTURE WITH ANATOMY	4	
JULY	4	HOSPITAL VISIT CASE DISCUSSION TUTORIAL SEMINAR DEMO-  PERIODICAL -II		



AUG	4	HOSPITAL VISIT CASE DISCUSSION TUTORIAL SEMINAR DEMO-	4	
SEPT	4	HOSPITAL VISIT CASE DISCUSSION - TUTORIAL SEMINAR DEMO-	4	
OCT	4	HOSPITAL VISIT CASE DISCUSSION - TUTORIAL SEMINAR DEMO-	4	
NOV	4	DIWALI VACATION  TERMINAL EXAM-II		
DEC	4	HOSPITAL VISIT PERIODICAL III SEMINAR INTEGRATED LECTURE WITH-  DEMO-MACROSCOPIC CHARACTERISTIC (5 DRUG)	4	
JAN		PRE-TERM EXAM TUTORIAL/TEST  INTEGRATED LECTURE WITH-  DEMO-	4	
FEB	4	DISCUSSION ON - ABBRIVATION TUTORIAL SEMINAR	3	
MARCH	4	REVISION Q.P.S	3	



*Rohb*  
04/10/2025

**ACADEMIC DETAILS FROM 1<sup>ST</sup> August 2025 TO 31<sup>ST</sup> DECEMBER 2026**

<b>Sr.No.</b>	<b>Details</b>	<b>Total Number in Hours</b>
1	Lecture	
2	Practical/Clinics	
3	Inter-Departmental Seminar	
4	Seminar	
5	Tutorials	
6	Symposium	--
7	Journal club	--
8	Case Presentation	NA



**I BHMS CBDC**  
*Organon of Medicine*  
**AUG 2025 to JULY 2026.**

1.	AUG	Disease: Hahnemanns concept and Modern concept Cure: Hahnemanns concept and Modern concept How art is needed to apply science of therapeutics Practical examples of integrating scientific facts of anatomy, physiology, etc into artistic understanding of patients Theory of Chronic Disease Revision of Fundamental Laws & Cardinal Principles of Homeopathy	6	Board and chalk,
2.	SEPT	Aphorism 1 - Mission of Physician Kent's Chapter I Different Editions & Constructions of Hahnemann's Organon of Medicine History of Organon .. the derivation and meaning of Organon §105-109—Preliminaries to drug proving §109—History of proving	6	Board and chalk
3.	OCT	The need for studying Organon & Salient features of precursor of Organon Salient features of 1st Edition of Organon §110 -Sources of Materia Medica §111—Individuality of drugs	6	Board and chalk
4.	NOV	Aphorism 3 - Knowledge of Physician Salient features of 2nd Edition of Organon Salient features of 3rd Edition of Organon Salient features of 4th Edition of Organon §112-115—Primary & Secondary & Alternating actions §116-117—Idiosyncrasy	6	Board and chalk
5.	DEC	Aphorism 4 - Prevention is better than cure Salient features of 5th Edition of Organon Salient features of 6th Edition of Organon Idiosyncrasies—J. T. Kent Chapter XXIX §118-119—Different actions of drug -no surrogates	5	Board and chalk

**Prof. Dr. Suresh. R. Nair**  
M.sc, B.M.S, M.D.(Hom.), Ph.D

Reg No.- 4491


Principal & Medical Superintendent



*RSB*  
12/11/2024

## I BHMS CBDC

6.	JAN	<p>Aphorism 5 -Various Causes of Disease                      Difference between 5th &amp; 6th Editions of Organon                      Construction of Organon                      Individualization—J. T. Kent Chapter XXX                      §120-122—Ascertaining the properties of medicines</p>	5	Board and chalk
7.	FEB	<p>Aphorism 6 - Unprejudiced Observer                      Discussion on Unprejudiced Observer—Various prejudices and how to overcome them                      Aphorism 14- Concept of Disease and its expressed symptoms                      Aphorism 15 - Relation between Disease &amp; Symptoms, Body &amp; Vital Force                      Aphorism 16 - Relation between Disease &amp; Symptoms, &amp; Vital Force - dynamic influence                      Aphorism 17 - Removal of Symptoms with examples                      Aphorism 18 - Sole indication for choice of remedy                      §123-125—Method of proving &amp; Diet and Regimen</p>	10	Board and chalk
8.	MARCH	<p>Aphorism 7 - Totality of Symptoms                      Aphorism 8 -Removal of totality of symptoms                      Aphorism 19 - Curative power of Medicine                      Aphorism 20 - Curative power of Medicine                      Aphorism 21 - Concept of Drug Proving                      §126-Qualities of a prover                      §127-130—The Study of Provings- J. T. Kent Chapter XXVIII</p>	8	Board and chalk
9.	APRIL	<p>Aphorism 9 - Vital Force                      Aphorism 10 - Vital force in Health &amp; Death                      Aphorism 11 - Vital force in Disease and Cure                      Aphorism 22 - Relationship between symptoms and Curative power of Medicine                      Aphorism 23 - Palliation or Cure, Different systems of Medicines viz</p>	6	Board and chalk

  
**Prof. Dr. Suresh. R. Nair**  
 M.Sc, B.M.S, M.D.(Hom.), Ph.D  
 Reg No.- 4491  
 Principal & Medical Superintendent



## I BHMS CBDC

		Homeopathy, Antipathy and Allopathy §131-133—Sphere of Action of Medicine §134-136—Observations during Provings		
10.	MAY	Aphorism 12 - Dynamic Influence Aphorism 24, 25 - Inductive part of application of Law of Similars Aphorism 26 - Homeopathic Law of Nature §137-138—Observations during Provings Discussion on examples of Nature's Law of Therapeutics	6	Board and chalk
11.	JUNE	Aphorism 13 - Materia Peccans and its absurdity Aphorism 27 - Deductive part of Law of Similars Aphorism 28 - how does medicine act or cure takes place Acquiring the Knowledge of Disease §139-140—Instructions to the provers §141—Ideal Prover	5	Board and chalk
12.	JULY	Life History of Boenninghausen Contributions of Boenninghausen Brief History & Contributions of Pioneers History of Pioneers -An Overview Life History of Dr. C. M. Boger Contributions of Dr. C. M. Boger Life History & Contributions of Dr. T. F. Allen Life History & Contributions of R L Dutt Life History & Contributions of Dr. M L Sarkar Life History & Contributions of Dr. B K Sirkar §142—Difficulties in investigating pure effects of medicines in diseases §143-145—formation of Real Materia Medica	9	Board and chalk

*RNB*  
12/1/2026

Prof. Dr. Suresh. R. Nair  
M.Sc, B.M.S, M.D.(Hom.), Ph.D  
Reg No.- 4491  
Principal & Medical Superintendent



**ORGANON OF MEDICINE DEPARTMENT**

second BHMS  
(August 2025 to ~~Jan~~<sup>JULY</sup> 2026)

Sl. No	List of Topics	Hours
1.	Natural Disease VS Artificial Disease (APHORISMS 28-33)	05
2	The Correctness of Homoeopathic Therapeutic Law of Nature	20
3	Classification of Diseases with introduction to Miasm	20
4	Case Taking (Aphorisms 83-103)	20
5	Symptomatology	07
6	Case Taking (HOMOEOPATHIC PHILOSOPHY)	12
	TOTAL	84

Sr. No	Non-Lecture Activity	Term	Time Allotted per Activity (Hours)
1	Clinical (to be integrated with topics under Pathology, Practice of Medicine, Surgery and Ob- Gy )	I	45
2	Demonstrative	I	15
2(a)	Seminar/Tutorials		6
2(b)	Problem based learning / Case Based Learning		6
2(c)	Assignment/Symposium/Group discussion		3
	<b>Total</b>		<b>60</b>

  
  
**Prof. Dr. Suresh. R. Nair**  
M.sc, B.M.S, M.D.(Hom.), Ph.D  
Reg No.- 4491  
Principal & Medical Superintendent



MONTH	LESSON NO	NAME OF TOPIC	FACULTY
AUGUST	1,2,3,4,5	Natural Disease VS Artificial Disease (APHORISMS 28-33)	DR ARATI PATIL
	6,7,8,9	C LASSIFICATION OF DISEASE (APHORISMS 71 -72)	DR R A JINABADE
	10,11,12,13	CASE TAKING (APHORISMS 83-84,)	DR A J PATIL
	14,15,16,	SYMPTOMETOLOGY	DR R P PRADHAN
SEPTEMBER	17,18,19,20,	The Correctness of Homoeopathic Therapeutic Law of Nature (APHORISM 34-37)	DR ARATI PATIL
	21,22,23,24	C LASSIFICATION OF DISEASE (APHORISMS 73-74)	DR R A JINABADE
	,25,26,27,28,	SYMPTOMETOLOGY- DR .KENT	DR R P PRADHAN
	,29,30,31,32	CASE TAKING (APHORISMS 83-85)	DR A J PATIL
OCTOBER	,33,34,35,36,	The Correctness of Homoeopathic Therapeutic Law of Nature (APHORISM 38-41)	DR ARATI PATIL
	37,38,39	CASE TAKING (APHORISMS 84-85)	DR A J PATIL
	,40,41,42,	C LASSIFICATION OF DISEASE (APHORISMS 75-76)	DR R A JINABADE
	43,44,45	SYMPTOMETOLOGY- HOMOEOPATHIC PHILOSOPHY CASE TAKING DR.ROBERT	DR R P PRADHAN
NOVEMBER	,46,47,48,49,	The Correctness of Homoeopathic Therapeutic Law of Nature (APHORISM 42-44)	DR ARATI PATIL
	50,51,52,	CASE TAKING (APHORISMS 86-87)	DR A J PATIL
	,53,54,55,	C LASSIFICATION OF DISEASE (APHORISMS 77-78)	DR R A JINABADE

	56,57,58,	HOMOEOPATHIC PHILOSOPHY CASE TAKING –VIEW OF STALWARTS	DR R P PRADHAN
DECEMBER	59,60,61,62	The Correctness of Homoeopathic Therapeutic Law of Nature (APHORISM 45-49)	DR ARATI PATIL
	,63,64,65	C LASSIFICATION OF DISEASE (APHORISMS 79-80)	DR A J PATIL
	66,67,68	SYMPTOMETOLOGY-ANALYSIS ,EVALUATION	DR R P PRADHAN
	,69,70,71,	CASE TAKING (APHORISMS 88 -89)	DR R A JINABADE
JANUARY	72,73,74,	Totality of symptom SUSCEPTIBILITY	DR R P PRADHAN
	75,76,77,78,	The Correctness of Homoeopathic Therapeutic Law of Nature (APHORISM 50-51)	DR ARATI PATIL
	79,80,81,	C LASSIFICATION OF DISEASE (APHORISMS 80-81)	DR A J PATIL
	82,83,84	CASE TAKING (APHORISMS 90-91)	DR R A JINABADE

*RPN*  
12/1/2026

Prof. Dr. Suresh. R. Nair  
M.sc, B.M.S, M.D.(Hom.),Ph.D  
Reg No.- 4491  
Principal & Medical Superintendent

SR.NO	LIST OF TOPIC	HOURS
1	Case processing	15
2	Various systems of Medicine	15
3	Record Keeping	02
4	Causation	15
5	Anamnesis-evolution of disease , Disease its progress- complex disease, Individualization -its process Susceptibility- types and factors modifying it	16
6	Introduction to the concept of suppression	03
	<b>TOTAL</b>	<b>66</b>

Sr. No	Non-Lecture Activity	Term	Time Allotted per Activity (Hours)
1	Clinical (to be integrated with topics under Pathology, Practice of Medicine, Surgery and Ob- Gy )	II	35
2	Demonstrative	II	15
2(a)	Seminar/Tutorials		4
2(b)	Problem based learning / Case Based Learning		4
2(c)	Assignment/Symposium/Group discussion		2
	<b>Total</b>		<b>40</b>

MONTH	LESSON NO	NAME OF TOPIC	FACULTY
FEB	85,86,87,	Case processing	DR ARATI PATIL
	88,89,90	Various systems of Medicine ,aphorism 52,53,54	DR R A JINABADE
	91,92,93	Causation etiological concept of disease	DR A J PATIL
	94,95,96,97	Introduction to the evolutionary concept of miasm .Discovery - miasm ,classification of disease	DR R P PRADHAN
MARCH	98,99,100,	Case processing, Analysis	DR ARATI PATIL
	101,102,103	Various systems of Medicine ,aphorism 55,56,57	DR R A JINABADE
	104,105,106	,classification of disease ,miasm Psora ,sycosis ,syphilis	DR R P PRADHAN
	107,108,109	Causation biological concept of disease	DR A J PATIL
APRIL	110,111,112	Case processing, evaluation	DR ARATI PATIL
	113,114,115	Causation environmental and constitutional concept of disease	DR A J PATIL
	116,117,118	Various systems of Medicine ,aphorism 58,59,60,61	DR R A JINABADE
	119,120,121	Chronic disease view of pathogenesis, miasm & pathology	DR R P PRADHAN
MAY	122,123,	Case processing investigation	DR ARATI PATIL
	124,125,	Causation importance of diagnosis of disease	DR A J PATIL



	126,127,128	Various systems of Medicine ,aphorism 62,63,64,65	DR R A JINABADE
	129,130,131	Individuality ,life health & disease	DR R P PRADHAN
JUNE	132,133	Case processing ,diagnosis	DR ARATI PATIL
	134,135	Concept of Causation &relating it with homoeopathy	DR A J PATIL
	136,137,138	History of disease & its evolution ,d/s progress complex d/s relation with miasm	DR R P PRADHAN
	139,140,141	Various systems of Medicine ,aphorism 66,67,68	DR R A JINABADE
JULY			
	142,143,144,	Introduction to the concept of suppression –types ,effects, management	DR R P PRADHAN
	145,146	Disease Portrait	DR ARATI PATIL
	1147,148	Causation classification of disease	DR A J PATIL
	149,150	Various systems of Medicine ,aphorism 69,70	DR R A JINABADE
		EXAM	

**ADVANCED TEACHING PLAN**

**DEPARTMENT OF ORGANON OF MEDICINE AND HOMOEOPATHIC PHILOSOPHY**

**CLASS :- III BHMS**

**AUGUST 20245 TO JULY 2026**

Sl. No	List of Topics	Hours
1.	Hahnemann's Preface and Introduction to Organon of Medicine	5
2.	Actions of medicine- points necessary for the cure (§ 146-149)	2
3.	Management and Treatment of various kind of diseases- acute/chronic/surgical/one sided/epidemic, etc ( § 150-209)	25
4.	Revision of Aphorism 1-70	10
5.	Hahnemann's Theory of Chronic Diseases	20
6.	Management and Treatment of various kind of diseases- ( § 231-244)	10
7.	Repetition, Follow up and Prejudice in Prescription (§ 245-258)	8
8.	Pharmacy, Routes of Administration and some fundamental Laws of Homeopathy (§264-285)	8
9.	Diet and Regimen, Ancillary-auxiliary measures (§259-263, §285-291)	7
10.	Susceptibility, idiosyncrasy, suppression, palliation, remedy reaction, Secondprescription, posology	20
11.	Hahnemannian classification of diseases further insight and correlation with scope and limitation	5
12.	J.H. Allen's The Chronic Miasms – Psora and Pseudo-psora; Sycosis	20
13.	Revision of Aphorism 71-145	10

SR. NO.	MONTH	NAME OF TOPIC	NAME OF TEACHER	
1.	<u>SEP</u>	§ 146 - § 149	DR R P P	
		§ 185 - § 203	DR A M P	
		Hahnemann's Theory of Chronic Diseases	DR RAJ	
		§ 164 - § 171	DR A J P	
2.	<u>OCT</u>	§ 150 - §153	DR R P P	
		§ 185 - § 203	DR A M P	

*Rsh*  
12/11/2026  
Prof. Dr. Suresh. R. Nair  
M.Sc, B.M.S, M.D.(Hom.), Ph.D  
Reg No.- 4491  
Principal & Medical Superintendent



		-Nature of Chronic disease -Sycosis		
		§ 172 - § 184	DR A J P	
			DR R P P	
3.	<b>NOV</b>	§ 154 - § 156	DR A M P	
		§ 204 - § 209	DR RAJ	
		Syphilis		
		Hahnemann Preface of Organon of Medicine	DR A J P	
4.	<b>DEC</b>	§ 157 - § 161	DR R P P	
		§ 162 - § 163		
		§ 204 - § 209	DR A M P	
		Psora	DR RAJ	
		Introduction to Organon of Medicine	DR A J P	
5.	<b>JAN</b>	Revision § 1 - § 18	DR R P P	
		Revision § 19 - § 50	DR A M P	
		Revision § 51 - § 62	DR RAJ	
		Revision § 63 - § 70	DR A J P	
6.	<b>FEB</b>	Revision § 1 - § 18	DR R P P	
		Revision § 19 - § 50	DR A M P	
		Revision § 51 - § 62	DR RAJ	
		Revision § 63 - § 70	DR A J P	

<b>SR. NO.</b>	<b>MONTH</b>	<b>NAME OF TOPIC</b>	<b>NAME OF TEACHER</b>	<b>NO. OF HOURS</b>
1.	<b>MAR</b>	§ 231 - § 234	DR R P P	4
		§ 285 - § 291	DR A M P	3
		§ 264 - § 285	DR RAJ	6
		§ 245 - § 258	DR A J P	
2.	<b>APR</b>	§ 235 - § 244	DR R P P	6
		Susceptibility by Kent	DR A M P	
		J.H. Allen Chronic Miasms – Psora and Pseudo-psora	DR RAJ	
		Posology	DR A J P	

3.	<b>MAY</b>	§ 259 - § 263, Idiosyncrasy	DR R P P	4
		Susceptibility by Roberts	DR A M P	
		J.H. Allen Chronic Miasms – Relation to Pathology, Secondary diseases	DR RAJ	
		Second Prescription Further insight in Classification of disease – Kent Chapter XVII, XVIII	DR A J P	
4.	<b>JUN</b>	Remedy Reaction	DR R P P	
		Suppression and Palliation	DR A M P	
		J.H. Allen Chronic Miasms – Scrofula, Psora and Sycosis	DR RAJ	
		Further insight in Classification of disease – Kent Chapter XIX, XX, XXI -General Pathology of Hom, Sycosis -Scope and Limitations	DR A J P	
5.	<b>JUL</b>	Revision § 83 - § 104	DR R P P	
		Revision § 105 - § 120	DR A M P	
		Revision § 130 - § 145	DR RAJ	
		Revision § 71 - § 82	DR A J P	
6.		MUHS Exam		

*RNB*  
12/1/2026

**Prof. Dr. Suresh. R. Nair**  
M.sc, B.M.S, M.D.(Hom.), Ph.D  
Reg No.- 4491  
Principal & Medical Superintendent



## DEPARTMENT OF ORGANON

### IV<sup>TH</sup> YEAR BHMS (2015)

SR.NO	MONTH	NAME OF TOPIC	NO OF LECTURE	TEACHING AND LEARNING METHOD
	AUG	THE DEVELOPMENT OF HAHNIMANIAN PHILOSOPHY IN 6 <sup>TH</sup> EDITION FO ORGANON OF MEDICINE THE DOSE IN DRUG PROVING MODERN MEDICATION AND HOMOEOPATHIC PRINCIPLES CONTINUE THE DEVELOPMENT OF HAHNIMANIAN PHILOSOPHY IN 6 <sup>TH</sup> EDITION FO ORGANON OF MEDICINE PSORA - BY ALLEN	4	Board and chalk
	SEP	THE DEVELOPMENT OF HAHNIMANIAN PHILOSOPHY IN 6 <sup>TH</sup> EDITION FO ORGANON OF MEDICINE CONTINUE ALTERNATION OF REMEDIES NO. 1 MODERN MEDICATION AND HOMOEOPATHIC PRINCIPLES CONTINUE THE DEVELOPMENT OF HAHNIMANIAN PHILOSOPHY IN 6 <sup>TH</sup> EDITION FO ORGANON OF MEDICINE CONTINUE PSORA - BY ALLEN	4	Board and chalk
	OCT	THE DEVELOPMENT OF HAHNIMANIAN PHILOSOPHY IN 6 <sup>TH</sup> EDITION FO ORGANON OF MEDICINE CONTINUE ALTERNATION OF REMEDIES NO 1 ALTERNATION OF REMEDIES NO 2 ACTION AND REACTION ARE EQUAL AND OPPOSITE HOMOEOPATHIC LAWS ARE NATURAL LAWS THE DEVELOPMENT OF HAHNIMANIAN PHILOSOPHY IN 6 <sup>TH</sup> EDITION FO ORGANON OF MEDICINE CONTINUE PSORA - BY ALLEN	4	Board and chalk
	NOV	ALTERNATION OF REMEDIES NO 2 REVISION PSORA - BY ALLEN	3	Board and chalk
	DEC	REVISION PSORA - BY ALLEN	2	Board and chalk

*Rsb*  
12/1/2026

**Prof. Dr. Suresh. R. Nair**  
M.sc, B.M.S, M.D.(Hom.), Ph.D  
Reg No.- 4491  
Principal & Medical Superintendent



JAN	THE SCOPE OF HOMOEPATHY THE SCOPE OF HOMOEPATHY CONTINUE THE ADMINISTRATION OF SIMILAR REMEDY THE PHENOMIOLOGICAL VIEW POINT DYNAMIC AND STATISTICAL LAW THE SCOPE OF HOMOEPATHY THE SCOPE OF HOMOEPATHY CONTINUE PSORA AND PSEUDO PSORA - J.H.ALLEN	4	Board and chalk
FEB	THE SCOPE OF HOMOEPATHY CONTINUE THE SCOPE OF HOMOEPATHY CONTINUE HOMOEOPATHY THE SCIENCE OF THERAPEUTICS THE PHENOMIOLOGICAL VIEW POINT CONTINUE THE PHENOMIOLOGICAL VIEW POINT CONTINUE THE SCOPE OF HOMOEPATHY CONTINUE THE SCOPE OF HOMOEPATHY CONTINUE MIASM AND RELATION TO PATHOLOGY	5	Board and chalk
MARC	UNITY OF MEDICINE UNITY OF MEDICINE CONTINUE HOMOEOPATHY THE SCIENCE OF THERAPEUTICS ANTAGONISM BETWEEN HOMOEOPATHY AND ALLOPATHY THE PHENOMIOLOGICAL VIEW POINT CONTINUE DISEASE CLASSIFICATION- HAHNEMANN UNITY OF MEDICINE UNITY OF MEDICINE CONTINUE SECONDARY DISEASES BY J. H .ALLEN	4	Board and chalk
APR	UNITY OF MEDICINE CONTINUE UNITY OF MEDICINE CONTINUE ANTAGONISM BETWEEN HOMOPATHY AND ALLOPATHY DISEASE CLASSIFICATION CONTINUE DISEASE CLASSIFICATION ROBERT UNITY OF MEDICINE CONTINUE UNITY OF MEDICINE CONTINUE BACTERIA AND THEIR REALATION TO PATHOLOGY J.H. ALLEN	5	Board and chalk
MAY	GENERAL PATHOLOGY OF HOMOEOPATHY RELATION OF PATHOLOGY TO THERAPEUTICS DISEASE CLASSIFICATION ROBERT DISEASE CLASSIFICATION ROBERT GENERAL PATHOLOGY OF HOMOEOPATHY RELATIONSHIP OF MIASM TO ABNORMAL GROTH BY ALLEN	4	Board and chalk
JUNE	GENERAL PATHOLOGY OF HOMOEOPATHY CONTINUE GENERAL PATHOLOGY OF HOMOEOPATHY CONTINUE RELATION OF PATHOLOGY TO THERAPEUTICS PRIMARY AND SECONDARY SYMPTOMS MODERN MEDICATION AND HOMOEOPATHIC PRINCIPLES GENERAL PATHOLOGY OF HOMOEOPATHY CONTINUE GENERAL PATHOLOGY OF HOMOEOPATHY CONTINUE SUPPRESSION OF MIASM BY ALLEN	5	Board and chalk
JULY	GENERAL PATHOLOGY OF HOMOEOPATHY CONTINUE GENERAL PATHOLOGY OF HOMOEOPATHY CONTINUE PRIMARY AND SECONDARY	4	Board and chalk

		SYMPTOMS OF DRUGS AS GUIDE IN DETERMINING THE DOSE MODERN MEDICATION AND HOMOEOPATHIC PRINCIPLES CONTINUE GENERAL PATHOLOGY OF HOMOEOPATHY CONTINUE GENERAL PATHOLOGY OF HOMOEOPATHY CONTINUE PSORA - BY ALLEN		
--	--	---	--	--

Rrb  
12/11/2026

Prof. Dr. Suresh. R. Nair  
M.sc, B.M.S, M.D.(Hom.), Ph.D  
Reg No.- 4491  
Principal & Medical Superintendent



**Dr. J. J. Magdum Homoeopathic Medical College, Jaysinpur**

**Department of Forensic Medicine & Toxicology**

**Advanced Plan ( Teaching Schedule )**

Sl. No.	List of Topics	Term
	<b>Forensic Medicine</b>	
1.	Introduction to Forensic Medicine	I - Dr Mahaveer Vaswade
2.	Medical ethics	I - Dr Mahaveer Vaswade
3.	Legal procedures	I - Dr Mahaveer Vaswade
4.	Personal Identification	I - Dr Mahaveer Vaswade
5.	Death and its medico-legal importance	I - Dr Mahaveer Vaswade
	<b>Toxicology</b>	
1.	General Toxicology	I - Dr Aishawarya Chavhan
2.	Clinical toxicology	I - Dr Aishawarya Chavhan
3.	Injury and its medico-legal importance	II - Dr Mahaveer Vaswade
4.	Forensic psychiatry	II - Dr Mahaveer Vaswade
5.	Post-mortem examination (ML autopsy)	II - Dr Aishawarya Chavhan
6.	Impotence and sterility	II - Dr Mahaveer Vaswade
7.	Virginity, defloration; pregnancy and delivery.(Integration with OBG)	II - Dr Mahaveer Vaswade
8.	Abortion and infanticide (Integration with OBG)	II - Dr Mahaveer Vaswade
9.	Sexual Offences	II - Dr Mahaveer Vaswade
10.	Clinical Toxicology	II - Dr Aishawarya Chavhan
	<b>Legislation relating to medical profession (relevant areas)</b>	
1.	Legislation relating to medical profession	II - Dr Mahaveer Vaswade



**Teaching hours: Gross division of teaching hours**

Forensic Medicine and Toxicology		
Year	Teaching hours- Lectures	Teaching hours- Non-lectures
II BHMS	120	50

Teaching hours theory		
S. no.	List of Topics	Hours
1	Introduction to Forensic Medicine	02
2	Medical Ethics	03
3	Legal Procedures	04
4	Personal Identification	07
5	Death and its medicolegal importance	13
6	General Toxicology	07
7	Clinical Toxicology: Part-I	20
8	Injury and its medicolegal importance	10
9	Forensic Psychiatry	04
10	Postmortem Examination (ML Autopsy)	04
11	Impotence and Sterility	03



12	Virginity, Defloration, Pregnancy and Delivery (Integration with OBG)	03
13	Abortion and Infanticide (Integration with OBG)	04
14	Sexual Offences	06
15	Clinical Toxicology: Part-II	25
16	Legislation relating to Homoeopathic Medical Profession	05
	<b>Total</b>	<b>120</b>

J

**Teaching hours: Non-lecture**

Sr. No	Non-Lecture Activity	Term	Time Allotted per Activity (Hours)
I	<b>Practical</b>	I & II	35
I(a)	<b>Demonstration</b> a) Weapons b) Toxicology - corrosives, irritants, systemic and miscellaneous poisons, gastric lavage c) Charts, diagrams, photographs, models, bones, x-ray films of medico- legal importance		10
I(b)	<b>Certificate Writing</b> a) Various certificates like sickness certificate, physical fitness certificate, death certificate, consent form, birth certificate.		3



	b) Knowledge of injury certificate, examination of rape victim and assailant, drunkenness, post-mortem examination report, age certification		
1(c)	<b>Consent-</b> Medical consent, implied consent, patient confidentiality, autonomy, role of care giver, audio-video recording of cases, safety and custody of medical records		2
1(d)	Demonstration of at least ten medico-legal autopsies.		20
2	<b>Demonstrative</b>	J & II	15
2(a)	Court Procedures (Moot Court)		05
2(b)	Field Visits		10
	<b>Total</b>		50



*RNB*

Prof. Dr. Suresh. R. Nair  
M.Sc, B.M.S, M.D.(Hom.), Ph.D  
Reg No.- 6491

Principal & Medical Superintendent

Dr. J. J. Magdum Trust's  
**Dr. J. J. MAGDUM HOMOEOPATHIC MEDICAL COLLEGE**  
**DEPARTMENT OF PATHOLOGY AND MICROBIOLOGY**


---

ACADEMIC YEAR – 2025 - 26  
From 1<sup>st</sup> January 2025 to 31<sup>st</sup> December 2025

**Academic Activities**

<b>Sr. No</b>	<b>Details</b>	<b>Total Number</b>
1	Lecture	173
2	Symposium	-
3	Practical/Clinics	68
4	Inter-departmental Seminar (Meetings)	04
5	Seminar	05
6	Case Presentation / Tutorial	07
7	Journal Club	-



  
**HEAD OF**  
Dept. of Pathology & Microbiology  
Dr. J. J. Magdum Hom. Medical College,  
JAYSINGPUR

# **ADVANCE TEACHING PLAN**

## **DEPARTMENT OF PATHOLOGY AND MICROBIOLOGY**

**DR.J.J.MAGDUM HOMOEOPATHIC MEDICAL  
COLLEGE, JAYSINGPUR**

**II BHMS 2025 – 2026 (CBDC)**

### **N.C.H Required Lect ures**

Theory – 200 hrs

Practical – 80 hrs

### **Total Lectures According to Time Table**

Theory – 225 hrs

Practical – 90 hrs



**HEAD OF**

Dept. of Pathology & Microbiology  
Dr. J.J. Magdum Hom. Medical College,  
JAYSINGPUR

**SYLLABUS & TEACHING PLAN**  
**DEPARTMENT OF PATHOLOGY & MICROBIOLOGY**

Sr. No.	Month	Topic
<b>Term I</b>		
01	May	<ul style="list-style-type: none"> <li>• Introduction</li> <li>• Cell Injury &amp; Cell Adaptation.</li> <li>• Introduction</li> <li>• Bacterial Structure, Growth, Metabolism &amp; genetics.</li> </ul>
02	June	<ul style="list-style-type: none"> <li>• Cell Injury &amp; Cell Adaptation.</li> <li>• Bacterial Structure, Growth, Metabolism &amp; genetics.</li> <li>• Staining</li> <li>• Culture Media &amp; Methods.</li> <li>• Introduction to Parasitology</li> <li>• Protozoans</li> </ul>
03	July	<ul style="list-style-type: none"> <li>• Cell Injury &amp; Cell Adaptation.</li> <li>• Inflammation &amp; Repair</li> <li>• Immunopathology</li> <li>• Protozoans</li> </ul>
04	August	<ul style="list-style-type: none"> <li>• Inflammation &amp; Repair</li> <li>• Neoplasia</li> <li>• Sterilization &amp; Disinfection</li> <li>• Infection &amp; Diseases.</li> <li>• Protozoans</li> </ul>
05	September	<ul style="list-style-type: none"> <li>• Neoplasia</li> <li>• Gram Positive Cocci.</li> <li>• Gram Positive Aerobic Bacilli</li> <li>• Gram Positive Anaerobic Bacilli.</li> <li>• Protozoans</li> </ul>
06	October	<ul style="list-style-type: none"> <li>• Hemodynamic Disorder</li> <li>• Environmental &amp; Nutritional Diseases.</li> <li>• Gram Positive Anaerobic Bacilli.</li> <li>• Protozoans</li> <li>• Virology.</li> </ul>



**SYLLABUS & TEACHING PLAN**  
**DEPARTMENT OF PATHOLOGY & MICROBIOLOGY**

Sr. No.	Month	Topic
<b>Term II</b>		
01	November	<ul style="list-style-type: none"> <li>• Diseases of Haematopoietic system, Bone marrow &amp; Blood</li> <li>• Disease of Respiratory System</li> <li>• Gram negative cocci</li> <li>• Gram negative bacilli.</li> </ul>
02	December	<ul style="list-style-type: none"> <li>• Disease of Respiratory System</li> <li>• Diseases of the oral cavity, salivary glands &amp; gastro intestinal tract.</li> <li>• Diseases of liver, gall bladder &amp; biliary ducts</li> <li>• Gram negative bacilli.</li> <li>• Acid fast bacteria</li> <li>• Spirocheates</li> </ul>
03	January	<ul style="list-style-type: none"> <li>• Diseases of liver, gall bladder &amp; biliary ducts</li> <li>• Disease of pancreas</li> <li>• Disease of blood vessel &amp; lymphatics.</li> <li>• Disease of Cardiovascular system</li> <li>• Fungi</li> <li>• Helminths</li> </ul>
04	February	<ul style="list-style-type: none"> <li>• Disease of Cardiovascular system</li> <li>• Disease of Kidney &amp; lower urinary tract</li> <li>• Disease of male reproductive system &amp; prostate.</li> <li>• Helminths</li> <li>• DNA Virus</li> <li>• RNA Virus</li> </ul>
05	March	<ul style="list-style-type: none"> <li>• Disease of Female genitalia &amp; Breast.</li> <li>• Disease of skin &amp; Soft Tissue.</li> <li>• RNA Virus</li> <li>• Emerging and re-emerging diseases</li> </ul>
06	April	<ul style="list-style-type: none"> <li>• Disease of musculo skeletal system</li> <li>• Disease of Endocrine glands - thyroid</li> <li>• Disease of nervous system</li> <li>• Emerging and re-emerging diseases</li> <li>• Diagnostic Procedures in Microbiology.</li> </ul>



**DEPARTMENT OF PATHOLOGY AND MICROBIOLOGY.**

---

**TOPIC DISTRIBUTION FOR 2024 - 25**

---

**1. DR. R.N. KULKARNI**

**L.C.E.H.**

- Haemodynamic disorders
- Immunopathology
- Bacteriology
- Systemic Pathology
- Fungi

---

**2. DR.MRS. M. V. PATIL**

**M.D. (HOM)**

- General Pathology
- Microbiology
- Parasitology – Protozoans , Helminthis.
- Diagnostic Procedures in Microbiology.
- Virology.

---

**2. DR. B. D. Kulkarni**

**M.B.B.S.**

- General Pathology
- Neoplasia
- Environmental & Nutrition Diseases.



# DEPARTMENT OF PATHOLOGY & MICROBIOLOGY

## PRACTICAL PLANNER

Practical conduction by -

**Dr. R.N. Kulkarni, Dr. Mrs. M.V. Patil & Dr. B.D. Kulkarni**

Sr. No.	Month	Topic
<b>Term I</b>		
01	May To October	<ul style="list-style-type: none"> <li>• Demonstration of common and latest equipments used in pathology and microbiology laboratory</li> <li>• Demonstration of Methods of sterilisation</li> <li>• Common culture medias- demonstration</li> <li>• Estimation of haemoglobin (by acidometer)</li> <li>• Total count of Red Blood Cells</li> <li>• Total count of White Blood Cells,</li> <li>• Bleeding time and Clotting time.</li> <li>• Blood grouping.</li> <li>• Gram staining</li> <li>• Demonstration of common histopathological slides</li> <li>• Demonstration of common pathological specimens/models</li> </ul>
<b>Term II</b>		
02	November To April	<ul style="list-style-type: none"> <li>• Erythrocyte sedimentation rate-demonstration</li> <li>• Differential count.</li> <li>• Urine examination-physical, chemical and microscopical examination.</li> <li>• Examination of Faeces- demonstration</li> <li>• Hanging drop preparation.- demonstration</li> <li>• Acid fast staining –demonstration</li> <li>• Interpretation of laboratory reports (serological tests, LFT, RFT, TFT etc ) and its clinico pathological correlation</li> <li>• Demonstration of common pathological specimens/models from each system</li> <li>• Demonstration of common Pathological slides from each system</li> </ul>





Dr. J. J. Magdum Trust's

## Dr. J.J. MAGDUM HOMOEOPATHIC MEDICAL COLLEGE

Jaysingpur – 416 101, Tal-Shirol, Dist.- Kolhapur (Maharashtra)  
NCH Delhi recognized, Affiliated to AYUSH Delhi & Maharashtra University of Health Science (MUHS),  
Nashik.\* Phone No. College: (02322) 227083, Hospital- (02322) 225218 \*\* Email -  
[jjmhmc1990@gmail.com](mailto:jjmhmc1990@gmail.com) \*\* Established year -1990

### HOMOEOPATHIC MATERIA MEDICA DEPARTMENT


Teaching Programme of A.Y. 2024-25 second BHMS Term I-  
(August 2024 to February 2025)

Sr.no.	List of topics	Lecture hours
1	Assessment of entry behaviour for I BHMS	2
2	Different approaches of studying HMM	4
3	Integrating knowledge of pathology , toxicology , practice of medicine , surgery , gynaecology-obstetrics in better understanding of HMM	2
4	Study of Drug picture - TERM I	70
5	Non lecture hours	50
5.1	Tutorial	5
5.2	Problem based learning	5
5.3.	Assignment	2
	<b>Total</b>	<b>128</b>

MONTH	LESSON NO	NAME OF TOPIC	FACULTY
AUGUST	1,2	Introduction – assessment of entry behaviour for I BHMS	DR S B BANNE
	3,4	Different approaches of studying HMM	DR K D SHINDE
	5,6	Integrating the knowledge of pathology toxicology , practice of medicine , surgery , Gynac- obs in better understanding of HMM	DR S.R. SAWANT
	7, 8	Different approaches of studying HMM	DR J R NADAF
SEPTEMBER	9, 10	Aesculus hippocastanum ,	DR J R NADAF
	11,12,13,14	Alumina	DR K D SHINDE
	15,16	Cardus mur	DR S.R. SAWANT
	17,18,19,20	Acetic acid	DR S B BANNE
	21,22	Agaricus mus	DR J R NADAF
	23,24	Ceanothus Americana	DR S R SAWANT
OCTOBER	25,26,27, 28	Anacardium	DR J R NADAF
	29,30	Baptisa	DR K D SINDE
	31,32	Chininum Ars	DR S R SAWANT



	33,34,35,36	Acetic acid	DR S B BANNE
	37,38	Bellis per	DR KD SHINDE
	39, 40	Echiniea angustifolia	DR S R SAWANT
NOVEMBER	41,42	Causticum	DR J R NADAF
	43,44	Chelidonium majas	DR K D SHINDE
	45,46	Kali bichromaticum	DR SR SAWANT
		<b>FIRST PERIODICAL</b>	
DECEMBER	47,48	Causticum	DR J R NADAF
	49	Urtica urens	DR K.D. SHINDE
	50, 51	Kali Bichromaticum	DR S.R. SAWANT
	52,53,54,55	Apocynum	DR S B BANNE
	56,57	Natrum carb	DR J R NADAF
	58	Opium	DR JR NADAF
	59,60,61,62	Thuja occidentalis	DR JR NADAF
	63,64	Agnus castus	DR KD SHINDE
JANUARY	65,66	Kali brom	DR SR SAWANT
	67,68,69,70	Helleborus	DR SB BANNE
	71,72,73	Argentum nitricum	DR K D SHINDE
	74,75	Kali carb	DR S R SAWANT
		<b>TERMINAL EXAM</b>	

  
16/11/2026

**Prof. Dr. Suresh. R. Nair**  
 M.sc., B.M.S., M.D.(Hom.), Ph.D  
 Reg No.- 4491  
 Principal & Medical Superintendent

## HOMOEOPATHIC MATERIA MEDICA DEPARTMENT

Teaching Programme of A.Y. 2024-25 second BHMS Term II - (February 2025 to July 2025)

Sr.no.	List of topics		Lecture hours
1	Study of Drug picture - TERM II		72
2	Non lecture hours		40
3	Tutorial		5
4	Problem based learning		5
	Total		122
MONTH	LESSON NO	NAME OF TOPIC	FACULTY
FEBRUAR Y	1,2	Arsenicum Iodatum	DR S B BANNE /DR.V BHANDARE
	3,4	Antimonium Arsenicosum	DR K D SHINDE
	5,6	Cactus Grandifloria	DR S.R. SAWANT
	7,8,9	Actea Racemosa	DR J R NADAF
MARCH	10,11	Ambra Grisea	DR J R NADAF
	12,13,14,15	Argentum Nitricum	DR K D SHINDE
	16,17	Digitalis	DR S.R. SAWANT
	18,19	Petroleum	DR S B BANNE/DR.V BHANDARE
	20,21,22	Camphora	DR J R NADAF
	23	Calcarea Arsenicosum	DR S R SAWANT
APRIL	24,25	Secale Cornuatum	DR J R NADAF
	26,27	Bromium	DR K D SINDE
	28,29	Cannabis Indica	DR S R SAWANT
	30	Equisetum H	DR S B BANNE/DR.V BHANDARE
	31,32	Agnus Castus	DR S B BANNE/DR.V BHANDARE
	33,34	Cannabis Sativa	DR S R SAWANT
MAY	35 to 37	Sepia	DR J R NADAF
	38,39,40	Ferrum Metallicum	DR K D SHINDE
	41,42,43	Calcarea Iodatum	DR SR SAWANT
JUNE	44 to 47	Stramonium	DR J R NADAF
	48,49,50	Nux Moschata	DR K.D. SHINDE
	51 to 54	Hyoscyamus Niger	DR S B BANNE/DR.V BHANDARE
	55,56,57	Cantharis	DR S B BANNE/DR.V BHANDARE



JULY

58 to 62	Veratrum Album	DR J R NADAF
63to 69	Phosphorus	DR K.D. SHINDE
70 to 72	Berberis Vulgaris	DR SB BANNE/DR.V BHANDARE
	EXAM	

*RSB*  
16/1/2026

**Prof. Dr. Suresh. R. Nair**  
M.sc, B.M.S, M.D.(Hom.), Ph.D  
Reg No.- 4491  
**Principal & Medical Superintendent**

**HOMOEOPATHIC MATERIA MEDICA DEPARTMENT**

Teaching Programme of A.Y. 2025-26 III BHMS Term II -  
(February 2026 to June 2026)

Sr.no.	List of topics		Lecture hours
1	Study of Drug picture - TERM II		75
2	Non lecture hours		25
3	Tutorial		13
4	Seminar		12
	Total		100
MONTH	LESSON NO	NAME OF TOPIC	FACULTY
FEBRUARY	1,2,3	Radium brom	DR S B BANNE
	4,5,6,7	Caladium	DR K D SHINDE
	8,9,10	Benzoic acid	DR V.BHANDARE
	11,12,13	Aralia	DR J R NADAF
	14,15	Actea recemosa	DR J R NADAF
	16,17	Bufo	DR K D SHINDE
	18,19	Fluric acid	DR .V.BHANDARE
	20	Sabal sarulata	DR S B BANNE
	21	Actea recemosa	DR J R NADAF
	22	Fluric acid	DR.V.BHANDARE
MARCH	23,24,25	Arnea diadema	DR J R NADAF
	26,27	Onosmodium	DR K D SINDE
	28,29	Oxalic acid	DR .V.BHANDARE
	30,31,32	Sabina	DR S B BANNE
	33,34,35	Sarsaparilla	DR S B BANNE
	36,37	Trillium pendulum	DR .V.BHANDARE
	38,39	Cholesterinum	DR J R NADAF



Edit with WPS Office



	40	Physostigma	DR K D SHINDE
	41	Ustilago	DR.V.BHANDARE
APRIL	42	Crotalus H	DR J R NADAF
	43	Tabacctm	DR K.D. SHINDE
	44	Sarsaparilla	DR S B BANNE
	45	Satphisagria	DR S B BANNE
	46	Lachesis	DR J R NADAF
	47	Tarentula	DR K.D. SHINDE
	48,49,50	Staphisagria	DR SB BANNE
	51	Vibrunum opulus	DR.V.BHANDARE
	52,53,54,55	Lachesis	DR.J.R.NADAF
	56	Tarentula H	DR.K.D.SHINDE

MAY	42	Naja	DR J R NADAF
	43	Tarentula cubens	DR K.D. SHINDE
	44	Clemitis	DR S B BANNE
	45	Clemitis	DR S B BANNE
	46	Milifolium	DR J R NADAF
	47	Teribinthina	DR K.D. SHINDE
	48,49,50	Kreosotum	DR SB BANNE
	51	X ray	DR.V.BHANDARE



JUNE

52,53,54,55	Lithium carb	DR.J.R.NADAF
56	Theridion	DR.K.D.SHINDE
57,58	Kreosotum	DR.S.B.BANNE
59,60	Taraxacum	DR.V.B.BHANDARE
61,62,63	Thapasi bursa	DR.K.D.SHINDE

64,65,66,67	Thyrodinum	DR.J.R.NADAF
68,69	Coca	DR.S.B.BANNE
71,72	Taraxacum	DR.V.BHANDARE
73,74	Erigiron	DR.V.BHANDARE
75	Erigiron	DR.V.BHANDARE

*Rob*  
16/1/2026

Prof. Dr. Suresh. R. Nair  
M.Sc., B.M.S., M.D. (Hom.), Ph.D  
Reg. No. - 4491  
Principal & Medical Superintendent



Edit with WPS Office



**HOMOEOPATHIC MATERIA MEDICA DEPARTMENT**

Teaching Programme of A.Y. 2025-26 III BHMS Term I - (JUNE 2025 to NOVEMBER 2025)

Sr.no.	List of topics		Lecture hours
1	Study of Drug picture - TERM I		75
2	Non lecture hours		25
3	Tutorial		13
4	Seminar		14
	Total		100
MONTH	LESSON NO	NAME OF TOPIC	FACULTY
JUNE	1,2,3	GROUP -CALCAREA	DR S B BANNE
	4,5,6,7	GROUP-Natrum	DR K D SHINDE
	8,9,10	GROUP-Nabal metals	DR V.BHANDARE
	11,12,13	GROUP-Kali	DR J R NADAF
JULY	14,15	Integrated relation with other	DR J R NADAF
	16,17	Miasm	DR K D SHINDE
	18,19	Diathesis	DR .V.BHANDARE
	20	Remedy relationship	DR S B BANNE
	21	Asteria rubens	DR J R NADAF
	22	Aurum met	DR.V.BHANDARE
AUGUST	23,24,25	Capsicum	DR J R NADAF
	26,27	Bovista	DR K D SINDE
	28,29	Argentum met	DR .V.BHANDARE
	30,31,32	Coulophyllum	DR S B BANNE
	33,34,35	Collinsonia	DR S B BANNE
	36,37	Argentum met	DR .V.BHANDARE
SEPTEMBER	38,39	Conium mac	DR J R NADAF
	40	Hilonias	DR K D SHINDE
	41	Carbolic acid	DR.V.BHANDARE
OCTOMBER	42	Cyclamen	DR J R NADAF
	43	Hydrastis	DR K.D. SHINDE
	44	Raphanus	DR S B BANNE




45	Ratania	DR S B BANNE
46	Cyclamen	DR J R NADAF
47	Bismuth	DR K.D. SHINDE
48,49,50	Crocus sativa	DR SB BANNE
51	Muratic acid	DR.V.BHANDARE
52,53,54,55	Graphitis	DR.J.R.NADAF
56	Asafoetida	DR.K.D.SHINDE

NOVEMBER

42	Cyclamen	DR J R NADAF
43	Hydrastis	DR K.D. SHINDE
44	Raphanus	DR S B BANNE
45	Ratania	DR S B BANNE
46	Cyclamen	DR J R NADAF
47	Bismuth	DR K.D. SHINDE
48,49,50	Crocus sativa	DR SB BANNE
51	Muratic acid	DR.V.BHANDARE
52,53,54,55	Graphitis	DR.J.R.NADAF
56	Asafoetida	DR.K.D.SHINDE
57,58	Lillium tig	DR.S.B.BANNE
59,60	Nitric acid	DR.V.B.BHANDARE
61,62,63	Iodum	DR.K.D.SHINDE

64,65,66,67	Platina	DR.J.R.NADAF
68,69	Murex	DR.S.B.BANNE
71,72	Phosphuric acid	DR.V.BHANDARE
73,74	Picric acid	DR.V.BHANDARE
75	Sulphuric acid	DR.V.BHANDARE



  
 16/1/2021  
 Prof. Dr. Suresh. R. Nair  
 M.Sc, B.M.S, M.D.(Hom.), Ph.D  
 Reg No.- 4491  
 Principal & Medical Superintendent



# DR.J.J.MAGDUM HOMOEOPATHIC MEDICAL COLLEGE

Jaysingpur – 416 101, Tal-Shirol Trust, Dist.- Kolhapur (Maharashtra)  
CCH recognized. Affiliated to Maharashtra University of Health Science (MUHS), Nashik.  
• Phone No. College : (02322) 227083, 229583, Hospital- (02322) 225218 •

## ACADEMIC YEAR 2025-2026

FROM 1<sup>st</sup> JANUARY TO 31<sup>st</sup> DECEMBER 2025

### DEPARTMENT: H.M.M.

1<sup>st</sup> BHMS (Non-CBDC)

MONTH	TOPIC	NO. OF LECTURES	TEACHING AND LEARNING METHOD
JANUARY	1 Introductory Lectures	2	BLACKBOARD, CHALK, LAPTOP, PPT,
	2	2	
	3	2	
	4	2	
	5 Alumina	1	
	6 Tutorial	1	
	7 Seminar	1	
FEBRUARY	1 Ambra grisea	2	BLACKBOARD, CHALK, LAPTOP, PPT,
	2 Ammonium carb	2	
	3 Ammonium mur	2	
	4 Apocynum	2	
	5 Anacardium ori.	2	
	6 Tutorial	1	
	7 Seminar	1	
MARCH	1 Berberis vulgaris.	2	BLACKBOARD, CHALK, LAPTOP, PPT,
	2 Bismuth	2	
	3 Borax	2	
	4 Bromium	2	
	5 Bovista	2	
	6 Tutorial	1	
	7 Seminar	1	
APRIL	1 Berberis vulgaris.	2	BLACKBOARD, CHALK, LAPTOP, PPT,
	2 Bismuth	2	
	3 Borax	2	
	4 Bromium	2	
	5 Bovista	2	
	6 Tutorial	1	
	7 Seminar	1	
MAY	1 Cactus g	2	BLACKBOARD, CHALK, LAPTOP, PPT,
	2 Calcarea ars	2	
	3 Calendulla	2	
	4 Tutorial	1	
	5 Seminar	1	



Head of Dept.  
Hom. Materia Medica Dept.  
Dr. J.J. Magdum H.M.C. & P.G. Institute  
Jaysingpur.

JUNE	1 Camphora. 2 Cantharis. 3 Chelidonium maj. 4 Conium mac. 5 Digitalis per. 6 Tutorial 7 Seminar	2 2 2 2 2 1 1	BLACKBOARD, CHALK, LAPTOP, PPT,

JULY	1 Drosera. 2 Ferrum met. 3 Gelsemium. 4 Helliborus. 5 Hepar sulph. 6 Tutorial 7 Seminar	2 2 2 2 2 1 1	BLACKBOARD, CHALK, OHP, LAPTOP, PPT,
AUGUST	1 Ignasia. 2 Kali. Brom. 3 Kreosotum. 4 Natrum carb. 5 Nux. Moschata. 6 Tutorial 7 Seminar	2 2 2 2 2 1 1	BLACKBOARD, CHALK, OHP, LAPTOP, PPT,
SEPTEMBER	1 Opium. 2 Petroleum. 3 Phosphorus. 4 Phytolacca. 5 Platina met. 6 Tutorial 7 Seminar	2 2 2 2 2 1 1	BLACKBOARD, CHALK, OHP, LAPTOP, PPT,
OCTOMBER	1 Sepia. 2 Spongia tost. 3 Veratrum album. 4 Tutorial 5 Seminar	2 2 2 1 1	BLACKBOARD, CHALK, OHP, LAPTOP, PPT
NOVEMBER	1 Kali. Mur. 2 Kali phos. 3 Tutorial 4 Seminar	2 2 1 1	BLACKBOARD, CHALK, OHP, LAPTOP, PPT
DECEMBER	1 Magnesia phos. 2 Natrum sulph 3 Tutorial 4 Seminar	2 2 1 1	BLACKBOARD, CHALK, OHP, LAPTOP, PPT

  
**Head of Dept.**  
 Hom. Materia Medica Dept.  
 Dr. J.J. Magdum H.M.C. & P.G. Institute  
 & Research Centre, Jaysingpur.



# DR.J.J.MAGDUM HOMOEOPATHIC MEDICAL COLLEGE

Jaysingpur - 416 101, Tal-Shirol Trust, Dist.- Kolhapur (Maharashtra)  
CCH recognized, Affiliated to Maharashtra University of Health Science (MUHS), Nashik.  
• Phone No.College : (02322) 227083, 229583, Hospital- (02322) 225218 •

## ACADEMIC YEAR 2025-2026

FROM 1<sup>st</sup> JANUARY TO 31<sup>st</sup> DECEMBER 2025

### DEPARTMENT: H.M.M.

### 2<sup>nd</sup> BHMS (Non-CBDC)

MONTH	TOPIC	NO. OF LECTURES	TEACHING AND LEARNING METHOD
JANUARY	1. Actea racemosa	4	BLACKBOARD, CHALK, LAPTOP, PPT,
	2. Acetic acid.	4	
	3 Agaricus mus,	4	
	4 Agnus castus	4	
	5 Alumina	5	
	6 Tutorial	1	
	7 Seminar	1	
FEBRUARY	1 Ambra grisea	4	BLACKBOARD, CHALK, LAPTOP, PPT,
	2 Ammonium carb	4	
	3 Ammonium mur	4	
	4 Apocynum	4	
	5 Anacardium ori.	5	
	6 Tutorial	1	
	7 Seminar	1	
MARCH	1 Berberis vulgaris.	4	BLACKBOARD, CHALK, LAPTOP, PPT,
	2 Bismuth	4	
	3 Borax	5	
	4 Bromium	4	
	5 Bovista	4	
	6 Tutorial	1	
	7 Seminar	1	
APRIL	1 Berberis vulgaris.	4	BLACKBOARD, CHALK, LAPTOP, PPT,
	2 Bismuth	4	
	3 Borax	5	
	4 Bromium	4	
	5 Bovista	4	
	6 Tutorial	1	
	7 Seminar	1	
MAY	1 Cactus g	4	BLACKBOARD, CHALK, LAPTOP, PPT,
	2 Calcarea ars	4	
	3 Calendulla	4	
	4 Tutorial	1	
	5 Seminar	1	



Head of Dept.  
Hom. Materia Medica Dept.  
of J.J. Magdum H.M.C. & P.G. Institute  
& Research Centre, Jaysingpur

JUNE	1 Camphora. 2 Cantharis. 3 Chelidonium maj. 4 Conium mac. 5 Digitalis per. 6 Tutorial 7 Seminar	4 4 4 4 4 1 1	BLACKBOARD, CHALK, LAPTOP, PPT,
JULY	1 Drosera. 2 Ferrum met. 3 Gelsemium. 4 Helliborus. 5 Hepar sulph. 6 Tutorial 7 Seminar	4 4 5 4 5 1 1	BLACKBOARD, CHALK, OHP, LAPTOP, PPT,
AUGUST	1 Ignasia. 2 Kali. Brom. 3 Kreosotum. 4 Natrum carb. 5 Nux. Moschata. 6 Tutorial 7 Seminar	5 4 4 4 4 1 1	BLACKBOARD, CHALK, OHP, LAPTOP, PPT,
SEPTEMBER	1 Opium. 2 Petroleum. 3 Phosphorus. 4 Phytolacca. 5 Platina met. 6 Tutorial 7 Seminar	4 4 5 4 4 1 1	BLACKBOARD, CHALK, OHP, LAPTOP, PPT,
OCTOMBER	1 Sepia. 2 Spongia tost. 3 Veratrum album. 4 Tutorial 5 Seminar	5 4 5 1 1	BLACKBOARD, CHALK, OHP, LAPTOP, PPT
NOVEMBER	1 Kali. Mur. 2 Kali phos. 3 Tutorial 4 Seminar	4 4 1 1	BLACKBOARD, CHALK, OHP, LAPTOP, PPT
DECEMBER	1 Magnesia phos. 2 Natrum sulph 3 Tutorial 4 Seminar	4 4 1 1	BLACKBOARD, CHALK, OHP, LAPTOP, PPT

TOTAL----233 LECTURES.



  
 Head of Dept.  
 Hom. Materia Medica Dept.  
 Dr. J.J. Magdum H.M.C. & P.G. Inst  
 & Research Centre, Jaysingpur



Dr.J.J.Magdum Trust

**Dr. J. J. MAGDUM HOMOEOPATHIC MEDICAL COLLEGE**

Jaysingpur - 416 101, Tal-Shirol, Dist.- Kolhapur (Maharashtra)

CCH recognized, Affiliated to Maharashtra University of Health Science (MUHS), Nashik.

\*Phone No.College : (02322) 227083, 229583, Hospital- (02322) 225218 \*

**ACADEMIC YEAR 2025-2026**


**FROM 1<sup>st</sup> JANUARY TO 31<sup>st</sup> DECEMBER 2025**

**DEPARTMENT: H.M.M.**


**3<sup>rd</sup> BHMS (Non-EBDC)**

MONTH	TOPIC	NO. OF LECTURES	TEACHING AND LEARNING METHOD
JANUARY	1 Actea spicata. 2 Adonis ver. 3 Antimonium ars. 4 Argentum met. 5 Asafoetida 6 Tutorial 7 Seminar.	3 2 3 4 4 1 1	BLACKBOARD, CHALK, OHP, LAPTOP, PPT,
FEBRUARY	1 Asteria rubens. 2 Baryta carb. 3 Belladonna. 4 Benzoic acid. 5 Bufo rana. 6 Tutorial 7 Seminar	2 4 6 3 3 1 1	BLACKBOARD, CHALK, OHP, LAPTOP, PPT,
March	1 Caladium. 2 Calcarea carb. 3 Canabis indica. 4 Canabis sativa. 5 Carbo vegetabilis. 6 Causticum. 7 Crotalus hor. 8 Tutorial 9 Seminar	2 4 3 3 4 4 2 1 1	BLACKBOARD, CHALK, OHP, LAPTOP, PPT,
APRIL	1 Croton tig. 2 Cuprum met. 3 Cyclamen. 4 Dioscorea villosa. 5 Equisetum. 6 Graphitis. 7 Hyoscymus n. 8 Tutorial 9 Seminar	3 6 2 2 2 6 3 1 1	BLACKBOARD, CHALK, OHP, LAPTOP, PPT,



  
Head of Dept.  
Hom. Materia Medica Dept.  
Dr J.J. Magdum H.M.M. & P.G. Institute  
& Research Centre, Jaysingpur.

MAY	1 Hypericum. 2 Iodum. 3 Kali.carb. 4 Kali,Sulph 5 Tutorial 6 Seminar	3 4 2 3 1 1	BLACKBOARD, CHALK, OHP, LAPTOP,
JUNE	1 Kalmia latfolia. 2 Iachesis 3 Lycopodium. 4 Mercurius sol. 5 Mercurius cor. 6 Mercurius sulph. 7 Moschus. 8 Tutorial 9 Seminar	2 4 6 2 3 3 2 1 1	BLACKBOARD, CHALK, OHP, LAPTOP, PPT,
JULY	1 Murex. 2 Muriatic acid. 3 Naja. 4 Natrum mur. 5 Natrum phos. 6 Nitric acid. 7 Onosmodium. 8 Oxalic acid. 9 Tutorial 10 Seminar	3 3 4 4 2 3 2 3 1 1	BLACKBOARD, CHALK, OHP, LAPTOP, PPT,
AUGUST	1 Petroleum. 2 Phosphoric acid. 3 Physostigma. 4 Picric acid. 5 Plumbum met. 6 Podophyllum. 7 Pulsatilla 8 Scale cor 9 Tutorial 10 Semihar	4 4 2 4 4 6 4 4 1 1	BLACKBOARD, CHALK, OHP, LAPTOP, PPT,
SEPTEMBER	1 Selenium 2 Staphisagria 3 Stramonium 4 Sticta p 5 Sulphur 6 Sulphuric acid 7 Symphytum 8 Tutorial 9 Seminar	4 6 4 2 4 2 6 1 1	BLACKBOARD, CHALK, OHP, LAPTOP, PPT,
OCTOBER	1 Syphylium 2 Tabacum 3 Taraxacum 4 Tutorial 5 Seminar	4 4 2 1 1	BLACKBOARD, CHALK, OHP, LAPTOP, PPT,

  
**Head of Dept.**  
 Hom. Materia Medica Dept.  
 Dr. J.J. Magdum H.M.C. & P.G. Instn  
 & Research Centre, Jaysingpur

NOVEMBER	1 Tarentula c 2 Teribinthina 3 Thalapsi bursa p 4 Tutorial 5 Seminar	2 2 2 1 1	BLACKBOARD, CHALK, OHP, LAPTOP, PPT,
DECEMBER	1 Theridion 2 Thuja 3 Thyroidinum 4 Vaccinum 5 Zincum met 6 Tutorial 7 Seminar	2 6 6 2 6 1 1	BLACKBOARD, CHALK, OHP, LAPTOP, PPT,

TOTAL-----236 LECTURES

2





Dr. J. J. Magdum Trust

**Dr. J. J. MAGDUM HOMOEOPATHIC MEDICAL COLLEGE**

Jaysingpur - 416 101, Tal-Shirol, Dist.- Kolhapur (Maharashtra)  
CCH recognized, Affiliated to Maharashtra University of Health Science (MUHS), Nashik.  
• Phone No College : (02322) 227083, 229583, Hospital- (02322) 225218 •


**ACADEMIC YEAR 2025-2026**


**FROM 1<sup>st</sup> JANUARY TO 31<sup>st</sup> DECEMBER 2025**

**DEPARTMENT: H.M.M.**

**4<sup>th</sup> BHMS (Non-EBDC)**

MONTH	TOPIC	NO. OF LECTURES	TEACHING AND LEARNING METHOD
JANUARY	1 Abies can	3	BLACKBOARD, CHALK, OHP, LAPTOP, PPT,
	2 Abies nig	2	
	3 Abroma Augusta	3	
	4 Abrotinum	4	
	5 Acalypha indica	4	
	6 Anthracinum	3	
	7 Bacillinum	4	
	8 Baryta mur	3	
	9 Tutorial	1	
	10 Seminar	1	
FEBRUARY	1 Bellis per	2	BLACKBOARD, CHALK, OHP, LAPTOP, PPT,
	2 Calotropis indica	2	
	3 Capsicum	6	
	4 Carbo animalis	4	
	5 Carbo acid	4	
	6 Carrica papaya	2	
	7 Cassia saphora	2	
	8 Caulophyllum	6	
	9 Tutorial	1	
	10 Seminar	1	
March	1 Cedron	3	BLACKBOARD, CHALK, OHP, LAPTOP, PPT,
	2 Cicuta virusa	3	
	3 Clematis	4	
	4 Cocculus indica	2	
	5 Coffea croda	4	
	6 Collinsonia	3	
	7 Condurango	3	
	8 Corallium	2	
	9 Tutorial	1	
	10 Seminar	1	
APRIL	1 Crataegus	3	BLACKBOARD, CHALK, OHP, LAPTOP, PPT,
	2 Crocus sativa	3	
	3 Eupatorium per	2	
	4 Ficus religiosa	2	
	5 Flouric acid	4	


  
Head of Dept.  
Honi. Materia Medica Dept.  
Dr. J. J. Magdum H.M.C. & P.G. Institute

	6 Glonoine 7 Hellonius 8 Hydrastis can 9 Tutorial 10 Seminar	6 3 4 1 1	
MAY	1 Hydrocotyle as 2 Jonosia asoka 3 justicia adhatoda 4 lac can 5 Lac def 6 Tutorial 7 Seminar	4 3 3 6 3 1 1	BLACKBOARD, CHALK, OHP, LAPTOP,
JUNE	1 Lilium tig 2 lithium carb 3 Lobelia nif 4 Lyssin 5 Magnesia carb 6 Magnesia mur 7 Medorrhinum 8 Melilotus a 9 Tutorial 10 Seminar	3 3 3 3 3 3 6 2 1 1	BLACKBOARD, CHALK, OHP, LAPTOP, PPT,
JULY	1 Mephitis 2 Mercurius cynatus 3 Mercurius dull 4 Mezerium 5 Millifolium  6 Occimum sanct 7 Psorinom 8 Pyrogenum 9 Tutorial 10 Seminar	4 4 4 4 2  3 4 4 1 1	BLACKBOARD, CHALK, OHP, LAPTOP, PPT,
AUGUEST	1 Radium bromide 2 Rananculus bulb 3 Raphanus 4 Rathania 5 Rauwolfia serpentine 6 Rheum 7 Rhododendron 8 Rumex 9 Tutorial 10 Seminar	3 3 2 3 3 3 4 4 1 1	BLACKBOARD, CHALK, OHP, LAPTOP, PPT,
			 Head of Dept. Hom. Materia Medica Dept. Dr. J.J. Magdum H.M.C. & P.G. Institute & Research Centre, Jaysingpur.



SEPTEMBER	1 Ruta g 2 Sabadilla 3 Sabal serulatta 4 Sabina 5 Sambucus 6 Sangunaria can 7 Sanicula 8 Sarasaparilla 9 Tutorial 10 Semin	4 4 4 6 4 4 4 6 1 1	BLACKBOARD, CHALK, OHP, LAPTOP, PPT,
OCTOBER	1 Spigelia 2 Squilla 3 Stannum met 4 Syzygium jambola 5 Trillium pendulum 6 Urtica urens 7 Vaccinum 8 Tutorial 9 Seminar	4 4 6 4 4 3 3 1 1	BLACKBOARD, CHALK, OHP, LAPTOP, PPT,
NOVEMBER	1 Variolinum 2 Veratrum viride 3 vibrinuin opulus 4 Vinca minor 5 Vipera 6 Tutorial 7 Seminar	3 4 4 3 4 1 1	BLACKBOARD, CHALK, OHP, LAPTOP, PPT,
DECEMBER	1 Baryta groups study 2 Calceria group study 3 Natrum group study 4 Magnesium group 5 Solanacea family 6 Compositae family 7 Ranunculaceae famil 8 Tutorial 9 Seminar	6 4 6 6 4 6 4 1 1	BLACKBOARD, CHALK, OHP, LAPTOP, PPT,

TOTAL----308 LECTURES

  
Head of Dept.  
Hon. Materia Medica Dept.  
Dr. J.J. Magdum B.Sc. & P.G. Institute  
& Research Centre, Jaysingpur.



**Dr. J. J. Magdum Trust's  
Dr. J. J. MAGDUM HOMOEOPATHIC MEDICAL COLLEGE**

Jaysingpur – 416 101, Tal-Shirol, Dist.- Kolhapur (Maharashtra)  
NCH Delhi recognized, Affiliated to AYUSH Delhi & Maharashtra University of Health Science  
(MUHS), Nashik.

Academic year – 2025-2026

From – 1<sup>st</sup> JANUARY TO 31<sup>st</sup> DECEMBER 2025

**DEPARTMENT OF SURGERY**

**ACADEMIC PLANNER / ADVANCE TEACHING PLAN – BHMS II CBDC**

SR.NO	MONTH	NAME OF TOPIC	NO OF LECTURES	TEACHING AND LEARNING METHOD
1	JANUARY	Concept of swelling Tumour classification with Hom theraps	7	Chalk and board  Lecture  Audio visual
2	FEBRUARY	Tumour contd Cyst with classification with Hom theraps	8	Chalk and board  Lecture  Audiovisual
3	MARCH	Hernia – classification , types and clinical management	8	Chalk and board  Lecture  Audiovisual
4	APRIL	Hernia contd Hernia Hom theraps	6	Chalk and board  Lecture  Audiovisual



		Integrated lec with FMT		
9	SEPTEMBER	Metabolism and its disorder Head injury Burns Chest injury	11	Chalk and board  Lecture  Audiovisual
10	OCTOBER	Burn contd Skin graft Abdominal injuries Nutrition and its disorders Boils	9	Chalk and board  Lecture  Audiovisual ]
11	NOVEMBER	Abscess Cellulitis Infective gangrene Septicaemia Pyaeamia Tetanus , Leprosy	16	Chalk and board  Lecture  Audiovisual
12	DECEMBER	Tuberculosis with Hom theraps Syphilis with Hom theraps Immunodeficiency syndrome with theraps	8	Chalk and board  Lecture  Audiovisual

*P.S.*  
DR. P.S.NIMANKAR  
ASSO. PROFESSOR

**Asso. Professor,**  
Surgery Department  
Dr. J. J. M. H. M. C. Jaysingpur

*Y.P.*  
DR. Y.P.PRASADE  
HOD, SURGERY DEPT  
**Surgery Department.**  
Dr. J. J. M. H. M. C. Jaysingpur





Dr. J. J. Magdum Trust's  
**Dr. J. J. MAGDUM HOMOEOPATHIC MEDICAL COLLEGE**

Jaysingpur - 416 101, Tal-Shirol, Dist.- Kolhapur (Maharashtra)  
NCH Delhi recognized, Affiliated to AYUSH Delhi & Maharashtra University of Health Science (MUHS), Nashik.

**DEPARTMENT OF SURGERY**

**Academic year- 2025-2026**

**From 1<sup>st</sup> JANUARY 2025 to 31<sup>st</sup> DECEMBER 2025**

**Academic Planner/Advance Teaching Plan- III<sup>rd</sup> BHMS- CBDC**

Sr no	Month	Name of topic	No. of lectures	Teaching & learning method
1.	JANUARY	Diseases of uro-genital system(abdomen) Polycystic kidney Urinary calculi Hydronephrosis Hematuria Diseases of joints Different types of arthritis & therapeutics.	12	Chalk-talk method (black board/lecture) Group discussion Seminar Tutorial Debate Multimedia presentation
2.	FEBRUARY	Tuberculosis of urinary tract, Benign and malignant tumors of urogenital system Diseases of penis and urethra	12	Chalk-talk method (black board/lecture)



		<p>Diseases of scrotum</p> <p>Diseases of dentistry</p> <p>Applied anatomy and physiology of teeth and gum</p> <p>Examination of oral cavity</p> <p>Diseases of gums and teeth</p> <p>Dentitional problems &amp; therapeutics.</p>		<p>Group discussion</p> <p>Seminar</p> <p>Tutorial</p> <p>Debate</p> <p>Multimedia presentation</p>
3.	MARCH	<p>Vertebral column, fractures and dislocations</p> <p>Fracture, its types and individual joint fractures</p> <p>Injuries and inflammatory disease of vertebral column</p> <p>Dislocation &amp; therapeutics</p>	8	<p>Chalk-talk method</p> <p>(black board/lecture)</p> <p>Group discussion</p> <p>Seminar</p> <p>Tutorial</p> <p>Debate</p> <p>Multimedia presentation</p>
4.	APRIL	<p>Diseases of ear</p> <p>Anatomy and physiology of ear</p> <p>Examination of ear and different tests of hearing</p> <p>Diseases of external ear with respect to congenital disease</p>	12	<p>Chalk-talk method</p> <p>(black board/lecture)</p> <p>Group discussion</p> <p>Seminar</p>



		Inflammatory, benign and malignant tumours of middle ear  Otosclerosis  Inflammatory, benign and malignant Diseases of inner ear  Menier's disease & therapeutics		Tutorial  Debate  Multimedia presentation
5.	MAY	Diseases of nose and paranasal sinuses  Anatomy and physiology of nose and paranasal sinus  Examination of nose and paranasal sinuses  & therapeutics	8	Chalk-talk method  (black board/lecture)  Group discussion  Seminar  Tutorial  Debate  Multimedia presentation
6.	JUNE	Diseases of nasal septum  Diseases of nasal mucosa  Benign and malignant tumours of nose,  Inflammatory and neoplastic diseases of PNS  & Therapeutics	10	Chalk-talk method  (black board/lecture)  Group discussion  Seminar  Tutorial  Debate



				Multimedia presentation
7.	JULY	<p>Diseases of throat</p> <p>Anatomy and physiology of pharynx, larynx, tracheobronchial tree and oesophagus</p> <p>Examination of pharynx, larynx, tracheobronchial tree</p> <p>Diseases of oesophagus is included in alimentary tract diseases</p> <p>&amp; Therapeutics.</p>	10	<p>Chalk-talk method</p> <p>(black board/lecture)</p> <p>Group discussion</p> <p>Seminar</p> <p>Tutorial</p> <p>Debate</p> <p>Multimedia presentation</p>
8.	AUGUST	<p>Diseases of blood vessels, lymphatics, peripheral nerve.</p> <p>Gangrene</p> <p>Aneurysm</p> <p>Raynauds's disease</p> <p>Buergers's disease</p> <p>Varicose vein</p> <p>DVT</p> <p>Lymphangitis</p> <p>Injury to peripheral nerve</p> <p>Diseases of eye.</p>	14	<p>Chalk-talk method</p> <p>(black board/lecture)</p> <p>Group discussion</p> <p>Seminar</p> <p>Tutorial</p> <p>Debate</p> <p>Multimedia presentation</p>



		<p>Applied anatomy and physiology of eye.</p> <p>Examination of eye,</p> <p>Errors of refraction</p> <p>Disease of eyelid, lachrymal duct, lachrymal passage, conjunctiva, and therapeutics.</p>		
9.	SEPTEMBER	<p>Diseases of glands</p> <p>Diseases of mammary gland</p> <p>Diseases of thyroid gland</p> <p>Diseases of parathyroid gland</p> <p>Diseases of adrenal gland</p> <p>Diseases of thorax</p> <p>Empyema thoracis in chest injury</p> <p>Pneumothorax</p> <p>Ca lung</p> <p>Chest injury</p> <p>Cornea, sclera, anterior chamber, uveal tract, lens, vitreous, retina, optic nerve.</p> <p>Glaucoma, squint, nystagmus, injuries to eye, blindness, eye changes in systemic diseases and therapeutics.</p>	14	<p>Chalk-talk method</p> <p>(black board/lecture)</p> <p>Group discussion</p> <p>Seminar</p> <p>Tutorial</p> <p>Debate</p> <p>Multimedia presentation</p>
10	OCTOBER	<p>Disease of alimentary tract (abdomen)</p>	12	<p>Chalk-talk method</p>



		<p>Diseases of oral cavity</p> <p>Diseases of oesophagus</p> <p>Disease of stomach and duodenum</p> <p>Disease of small intestine and appendix</p> <p>And therapeutics.</p>		<p>(black board/lecture)</p> <p>Group discussion</p> <p>Seminar</p> <p>Tutorial</p> <p>Debate</p> <p>Multimedia presentation</p>
11	NOVEMBER	<p>Diseases of large intestine, colon</p> <p>Diseases of rectum and anal canal and perineum</p> <p>Diseases of pancreas</p> <p>Diseases of mesentery</p> <p>Diseases of abdominal wall, umbilicus and hernia</p> <p>Types of hernias in detail</p> <p>Omphalitis</p> <p>Diseases of heart and pericardium</p> <p>Pericardial effusion and therapeutics</p>	12	<p>Chalk-talk method</p> <p>(black board/lecture)</p> <p>Group discussion</p> <p>Seminar</p> <p>Tutorial</p> <p>Debate</p> <p>Multimedia presentation</p>
12	DECEMBER	<p>Diseases of liver, spleen, gallbladder and bile duct (abdomen)</p> <p>Amoebic liver abscess</p>	8	<p>Chalk-talk method</p> <p>(black board/lecture)</p>



	Tumours of liver Portal hypertension Cholelithiasis Stone in CBD CA- gallbladder Rupture of spleen Special investigations of urinary system & therapeutics		Group discussion Seminar Tutorial Debate Multimedia presentation
--	---	--	--

*Paw*

DR.P.S.NIMANKAR  
 DR.Y.P.PRASADE  
 ASST.PROFESSOR  
 DEPT

**Asso. Professor,**

Surgery Department  
 Dr. J. J. M. H. M. C.. Jaysingpur

*J.J.M.H.M.C.*

HOD, SURGERY

Surgery Department.  
 Dr. J. J. M. H. M. C.. Jaysingpur




Dr. J. J. Magdum Trust's  
**Dr. J. J. MAGDUM HOMOEOPATHIC MEDICAL COLLEGE**

Jaysingpur – 416 101, Tal-Shirol, Dist.- Kolhapur (Maharashtra)  
NCH Delhi recognized, Affiliated to AYUSH Delhi & Maharashtra University of Health Science (MUHS), Nashik.

**DEPARTMENT OF SURGERY**

**Academic Year – 2024-25**  
**From 1<sup>st</sup> January 2025 to 31 December 2025**

Sr. No	Details	Total number in Hours
1	Lectures	250
2	Symposium	04
3	Clinics	110
4	Inter – Departmental Seminars	04
5	Seminar	15
6	Case presentation	05
7	Journal Club	-

  
**Dr. Y.P. Prasade**  
**HOD , Department Of Surgery**



**Prof. Dr. Suresh. R. Nair**  
M.sc, B.M.S, M.D.(Hom.), Ph.D  
Reg No.- 4491  
**Principal & Medical Superintendent**





**Dr. J. J. Magdum Trust's**  
**Dr. J. J. MAGDUM HOMOEOPATHIC MEDICAL COLLEGE**

Jaysingpur – 416 101, Tal-Shirol, Dist.- Kolhapur (Maharashtra)  
NCH Delhi recognized, Affiliated to AYUSH Delhi & Maharashtra University of Health Science  
(MUHS), Nashik.

Academic year – 2025-2026

From – 1<sup>st</sup> JANUARY TO 31<sup>st</sup> DECEMBER 2025

**DEPARTMENT OF SURGERY**


**ACADEMIC PLANNER / ADVANCE TEACHING PLAN – BHMS II CBDC**


SR.NO	MONTH	NAME OF TOPIC	NO OF LECTURES	TEACHING AND LEARNING METHOD
1	JANUARY	Concept of swelling Tumour classification with Hom theraps	7	Chalk and board  Lecture  Audio visual
2	FEBRUARY	Tumour contd Cyst with classification with Hom theraps	8	Chalk and board  Lecture  Audiovisual
3	MARCH	Hernia – classification , types and clinical management	8	Chalk and board  Lecture  Audiovisual
4	APRIL	Hernia contd Hernia Hom theraps	6	Chalk and board  Lecture  Audiovisual




5	MAY	Ulcer – Hom theraps Sinus and fistula hom theraps	5	Chalk and board  Lecture  Audiovisual
6	JUNE	Introduction of surgery – Scope and limitations of Homoeopathy in surgical conditions , Types of wound , Wound healing , Wound management , Homoeopathic therapeutics of wound Hahnemann classification of disease – integrated with organon	6	Chalk and board  Lecture  Audiovisual
7	JULY	Scar and keloid Types of shock Pathophysiology of shock Clinical feature and homeopathic therapeutics Haemorrhage – types, clinical features and management	10	Chalk and board  Lecture  Audiovisual
8	AUGUST	Blood transfusion Seminar- Nutrition , blood transfusion Tutorial – wound Metabolic acidosis and alkolsis , C/F and management Therapeutics of scar and keloid	8	Chalk and board  Lecture  Audiovisual

		Integrated lec with FMT		
9	SEPTEMBER	Metabolism and its disorder Head injury Burns Chest injury	11	Chalk and board  Lecture  Audiovisual
10	OCTOBER	Burn contd Skin graft Abdominal injuries Nutrition and its disorders Boils	9	Chalk and board  Lecture  Audiovisual ]
11	NOVEMBER	Abscess Cellulitis Infective gangrene Septicaemia Pyaemia Tetanus , Leprosy	16	Chalk and board  Lecture  Audiovisual
12	DECEMBER	Tuberculosis with Hom theraps Syphilis with Hom theraps Immunodeficiency syndrome with theraps	8	Chalk and board  Lecture  Audiovisual

  
DR. P.S.NIMANKAR  
ASSO. PROFESSOR

  
DR. Y.P.PRASADE  
HOD , SURGERY DEPT



  
Prof. Dr. Suresh. R. Nair  
M.sc, B.M.S, M.D.(Hom.), Ph.D  
Reg.No.- 4491.  
Principal & Medical Superintendent



Dr. J. J. Magdum Trust's  
**Dr. J. J. MAGDUM HOMOEOPATHIC MEDICAL COLLEGE**

Jaysingpur – 416 101, Tal-Shirol, Dist.- Kolhapur (Maharashtra)  
NCH Delhi recognized, Affiliated to AYUSH Delhi & Maharashtra University of Health Science (MUHS), Nashik.

**DEPARTMENT OF SURGERY**

**Academic year- 2025-2026**

**From 1<sup>st</sup> JANUARY 2025 to 31<sup>st</sup> DECEMBER 2025**

**Academic Planner/Advance Teaching Plan- III<sup>rd</sup> BHMS- CBDC**

Sr no	Month	Name of topic	No. of lectures	Teaching & learning method
1.	JANUARY	Diseases of uro-genital system(abdomen) Polycystic kidney Urinary calculi Hydronephrosis Hematuria Diseases of joints Different types of arthritis & therapeutics.	12	Chalk-talk method (black board/lecture) Group discussion Seminar Tutorial Debate Multimedia presentation
2.	FEBRUARY	Tuberculosis of urinary tract, Benign and malignant tumors of urogenital system Diseases of penis and urethra	12	Chalk-talk method (black board/lecture)



		<p>Diseases of scrotum</p> <p>Diseases of dentistry</p> <p>Applied anatomy and physiology of teeth and gum</p> <p>Examination of oral cavity</p> <p>Diseases of gums and teeth</p> <p>Dentitional problems &amp; therapeutics.</p>		<p>Group discussion</p> <p>Seminar</p> <p>Tutorial</p> <p>Debate</p> <p>Multimedia presentation</p>
3.	MARCH	<p>Vertebral column, fractures and dislocations</p> <p>Fracture, its types and individual joint fractures</p> <p>Injuries and inflammatory disease of vertebral column</p> <p>Dislocation &amp; therapeutics</p>	8	<p>Chalk-talk method</p> <p>(black board/lecture)</p> <p>Group discussion</p> <p>Seminar</p> <p>Tutorial</p> <p>Debate</p> <p>Multimedia presentation</p>
4.	APRIL	<p>Diseases of ear</p> <p>Anatomy and physiology of ear</p> <p>Examination of ear and different tests of hearing</p> <p>Diseases of external ear with respect to congenital disease</p>	12	<p>Chalk-talk method</p> <p>(black board/lecture)</p> <p>Group discussion</p> <p>Seminar</p>



		<p>Inflammatory, benign and malignant tumours of middle ear</p> <p>Otosclerosis</p> <p>Inflammatory, benign and malignant Diseases of inner ear</p> <p>Menier's disease &amp; therapeutics</p>		<p>Tutorial</p> <p>Debate</p> <p>Multimedia presentation</p>
5.	MAY	<p>Diseases of nose and paranasal sinuses</p> <p>Anatomy and physiology of nose and paranasal sinus</p> <p>Examination of nose and paranasal sinuses &amp; therapeutics</p>	8	<p>Chalk-talk method</p> <p>(black board/lecture)</p> <p>Group discussion</p> <p>Seminar</p> <p>Tutorial</p> <p>Debate</p> <p>Multimedia presentation</p>
6.	JUNE	<p>Diseases of nasal septum</p> <p>Diseases of nasal mucosa</p> <p>Benign and malignant tumours of nose,</p> <p>Inflammatory and neoplastic diseases of PNS</p> <p>&amp; Therapeutics</p>	10	<p>Chalk-talk method</p> <p>(black board/lecture)</p> <p>Group discussion</p> <p>Seminar</p> <p>Tutorial</p> <p>Debate</p>



				Multimedia presentation
7.	JULY	<p>Diseases of throat</p> <p>Anatomy and physiology of pharynx, larynx, tracheobronchial tree and oesophagus</p> <p>Examination of pharynx, larynx, tracheobronchial tree</p> <p>Diseases of oesophagus is included in alimentary tract diseases</p> <p>&amp; Therapeutics.</p>	10	<p>Chalk-talk method</p> <p>(black board/lecture)</p> <p>Group discussion</p> <p>Seminar</p> <p>Tutorial</p> <p>Debate</p> <p>Multimedia presentation</p>
8.	AUGUST	<p>Diseases of blood vessels, lymphatics, peripheral nerve.</p> <p>Gangrene</p> <p>Aneurysm</p> <p>Raynauds's disease</p> <p>Buerger's disease</p> <p>Varicose vein</p> <p>DVT</p> <p>Lymphangitis</p> <p>Injury to peripheral nerve</p> <p>Diseases of eye.</p>	14	<p>Chalk-talk method</p> <p>(black board/lecture)</p> <p>Group discussion</p> <p>Seminar</p> <p>Tutorial</p> <p>Debate</p> <p>Multimedia presentation</p>



		<p>Applied anatomy and physiology of eye.</p> <p>Examination of eye,</p> <p>Errors of refraction</p> <p>Disease of eyelid, lachrymal duct, lachrymal passage, conjunctiva, and therapeutics.</p>		
9.	SEPTEMBER	<p>Diseases of glands</p> <p>Diseases of mammary gland</p> <p>Diseases of thyroid gland</p> <p>Diseases of parathyroid gland</p> <p>Diseases of adrenal gland</p> <p>Diseases of thorax</p> <p>Empyema thoracis in chest injury</p> <p>Pneumothorax</p> <p>Ca lung</p> <p>Chest injury</p> <p>Cornea, sclera, anterior chamber, uveal tract, lens, vitreous, retina, optic nerve.</p> <p>Glaucoma, squint, nystagmus, injuries to eye, blindness, eye changes in systemic diseases and therapeutics.</p>	14	<p>Chalk-talk method</p> <p>(black board/lecture)</p> <p>Group discussion</p> <p>Seminar</p> <p>Tutorial</p> <p>Debate</p> <p>Multimedia presentation</p>
10	OCTOBER	<p>Disease of alimentary tract (abdomen)</p>	12	<p>Chalk-talk method</p>



		<p>Diseases of oral cavity</p> <p>Diseases of oesophagus</p> <p>Disease of stomach and duodenum</p> <p>Disease of small intestine and appendix</p> <p>And therapeutics.</p>		<p>(black board/lecture)</p> <p>Group discussion</p> <p>Seminar</p> <p>Tutorial</p> <p>Debate</p> <p>Multimedia presentation</p>
11	NOVEMBER	<p>Diseases of large intestine, colon</p> <p>Diseases of rectum and anal canal and perineum</p> <p>Diseases of pancreas</p> <p>Diseases of mesentery</p> <p>Diseases of abdominal wall, umbilicus and hernia</p> <p>Types of hernias in detail</p> <p>Omphalitis</p> <p>Diseases of heart and pericardium</p> <p>Pericardial effusion and therapeutics</p>	12	<p>Chalk-talk method</p> <p>(black board/lecture)</p> <p>Group discussion</p> <p>Seminar</p> <p>Tutorial</p> <p>Debate</p> <p>Multimedia presentation</p>
12	DECEMBER	<p>Diseases of liver, spleen, gallbladder and bile duct (abdomen)</p> <p>Amoebic liver abscess</p>	8	<p>Chalk-talk method</p> <p>(black board/lecture)</p>



	<p>Tumours of liver</p> <p>Portal hypertension</p> <p>Cholelithiasis</p> <p>Stone in CBD</p> <p>CA- gallbladder</p> <p>Rupture of spleen</p> <p>Special investigations of urinary system</p> <p>&amp; therapeutics</p>		<p>Group discussion</p> <p>Seminar</p> <p>Tutorial</p> <p>Debate</p> <p>Multimedia presentation</p>
--	--	--	---

*Pew*

DR.P.S.NIMANKAR  
DR.Y.P.PRASEDE  
ASST.PROFESSOR  
DEPT

*Y.P.*

HOD, SURGERY



**Prof. Dr. Suresh. R. Nair**  
M.sc, B.M.S, M.D.(Hom.), Ph.D  
Reg No.- 4491  
Principal & Medical Superintendent

# ADVANCE TEACHING PLAN

2025-2026 CBDC

<b>Gynaecology</b>		
Year	Teaching hours- Lectures	Teaching hours- non-lectures
II BHMS	50	12

Month	Name of Topic	No. Of Lectures	Method
<b>June</b>	Introduction to Gynaecology with definition of Hahnemannian classification of disease. Importance in the review of the Homoeopathic literature, Therapeutics and Repertory source books	04hrs	PPT, Chalk &Board, group Discussion, Tutorial, Seminar
<b>July</b>	A review of the applied anatomy of the female reproductive system	04hrs	PPT, Chalk &Board, group Discussion, Tutorial, Seminar
<b>August</b>	Developmental anomalies	04hrs	PPT, Chalk &Board, group Discussion, Tutorial, Seminar
<b>September</b>	A review of the applied physiology of the female reproductive system HPO axis & Menstruation.	02hrs	PPT, Chalk &Board, group Discussion, Tutorial, Seminar
	Puberty	03 hrs	
	Disorders of Menstruation including – Amenorrhoea, Dysmenorrhoea,	03 hrs	
<b>October</b>	menorrhagia, Metrorrahgia, Epimenorrhoea, AUB	03 hrs	PPT, Chalk &Board, group Discussion, Tutorial, Seminar
	Post-Menopausal Bleeding & Menopause with related ailments	03 hrs	



<b>November</b>	Gynaecological case taking, Physical examination, investigation and approach to clinical diagnosis and differential diagnosis.	04 hrs.	PPT, Chalk & Board, group Discussion, Tutorial, Seminar
<b>December</b>	Epidemiology – Predisposition including fundamental miasm; personality type known to develop particular disease.	04 hrs.	PPT, Chalk & Board, group Discussion, Tutorial, Seminar
<b>January</b>	Uterine displacements- Prolapse, retroversion and inversion with its exciting and maintaining causes,	04 hrs.	PPT, Chalk & Board, group Discussion, Tutorial, Seminar
<b>February</b>	Disease manifestations, prognosis, management and scope in homoeopathic perspective	04 hrs.	
<b>February</b>	Sex & Intersexuality – Knowledge and scope to eradicate genetic dyscrasians, predisposition, miasm and personality types known to develop particular diseases through Homoeopathic outlook	05 hrs.	PPT, Chalk & Board, group Discussion, Tutorial, Seminar
<b>March</b>	Correlate homoeopathic remedies, Therapeutics, posology. Formulation of prognostic criteria and prognosis related to Gynaecological conditions	04 hrs.	PPT, Chalk & Board, group Discussion, Tutorial, Seminar

*(Dr. M.V. Kulkarni)*  
**Dr. M.V. Kulkarni**  
 Head of Dept.  
 Obstetrics & Gynecology

*Roh*  
 16/1/2026

**Prof. Dr. Suresh R. Nair**  
 M.Sc., B.M.S., M.D. (Hom.) Ph.D.  
 Reg No. - 4491  
 Principal & Medical Superintendent

# ADVANCE TEACHING PLAN

**III<sup>RD</sup> BHMS CBDC 2025 -2026**

**Dr. Priyanka Subhash Pawar**

<b>Gynaecology</b>		
Year	Teaching hours- Lectures	Teaching hours- non-lectures
III BHMS	55	39

Month	Name of Topic	No. of lectures	Method
September	<b>1.a</b> Introduction to abnormal disease conditions in Gynaecology with Homoeopathic management related to causation, <ul style="list-style-type: none"> <li>• Clinico-pathological and miasmatic correlations with pathological end result.</li> <li>• Review of the Homoeopathic literature,</li> <li>• Therapeutics and Repertory source books</li> </ul>	03 hrs	PPT, Chalk &Board, group Discussion, Tutorial, Seminar
October	<b>1.b</b> Infections& Ulcerations of the female genital organs, their Causation and modifying factors: exciting-maintaining causes from micro-organisms to environmental to climacteric to occupational etc.	03 hrs	PPT, Chalk &Board, group Discussion, Tutorial, Seminar
November	<ul style="list-style-type: none"> <li>• Psychosomatic aspect, Pathogenesis, Pathology, Clinico-pathological and miasmatic correlations with pathological end result including Homoeopathic management</li> </ul>	02 hrs	PPT, Chalk &Board, group Discussion, Tutorial, Seminar
	<b>1.c</b> Injuries of the genital tract, Homoeopathic management - scope and limitations.	02 hrs	
November	<b>1.d</b> Disorders of Female genital tract - Abnormal vaginal discharge, Pelvic pain, Low backache, Vaginismus, Dyspareunia, Abdomino-pelvic lump, with Homoeopathic management	03 hrs	PPT, Chalk &Board, group Discussion, Tutorial, Seminar
December	<b>1.e</b> Urinary problems in gynaecology – Incontinence, retention, urinary tract infection, dysuria and urethral carbuncle with Homoeopathic management	03 hrs	PPT, Chalk &Board, group Discussion, Tutorial,



			Seminar
January	1.f Diseases of breasts with Homoeopathic management	02 hrs	PPT, Chalk & Board, group
	1.g Sexually transmitted diseases including Homoeopathic management	02 hrs	Discussion, Tutorial, Seminar
February	1.h <ul style="list-style-type: none"> <li>Endometriosis and Adenomyosis - scope and limitation of management in Homoeopathy</li> </ul>	04 hrs	PPT, Chalk & Board, group Discussion, Tutorial, Seminar
March	1.i. <ul style="list-style-type: none"> <li>Etiological factors related with male and female Infertility, their diagnosis,</li> <li>Artificial Reproductive Techniques, scope and limitation of Homoeopathic management along with population dynamics and control of Conception</li> </ul>	03 hrs	PPT, Chalk & Board, group Discussion, Tutorial, Seminar
April	1.j Genital non-malignant growths - scope and limitation of management in Homoeopathy	04 hrs	PPT, Chalk & Board, group Discussion, Tutorial, Seminar
May	1.k Genital malignancy with scope of Homoeopathic treatment and its limitations	04 hrs	PPT, Chalk & Board, group Discussion, Tutorial, Seminar
June	1.l Identifying the indications of surgical procedures in Gynaecology, its complications, after effects and to refer for surgical intervention either as a life saving measure or for removing mechanical obstacles.	02 hrs	PPT, Chalk & Board, group Discussion, Tutorial, Seminar
	1.m Radiotherapy, Chemotherapy, Immunotherapy, Gene therapy, Tumour markers - utility and its complications	02 hrs	
July	1.n General and Homoeopathic management <ul style="list-style-type: none"> <li>Repertorization,</li> <li>Therapeutics, posology.</li> <li>Formulation of prognostic criteria and</li> <li>Prognosis of related topics in GYNAECOLOGY care</li> </ul>	03 hrs. 03 hrs. 02 hrs. 02 hrs. 01 hr.	PPT, Chalk & Board, group Discussion, Tutorial, Seminar

*(Dr. M.V. Kulkarni)*  
**Head of Dept.**  
**Obstetrics & Gynaecology**

*RNB*  
16/1/2026  
**Prof. Dr. Suresh. R. Nair**  
M.sc, B.M.S., M.D.(Hom.), Ph.D  
Reg No.- 4491  
**Principal & Medical Superintendent**

# ADVANCE TEACHING PLAN (Dr. M. V. Kulkarni)

## OBSTETRICS & GYNECOLOGY DEPT

II<sup>nd</sup> BHMS CBDC Batch appearing (July 2025-MAR 2026)

SR No.	Month /Date	Topic name	No. of Lectures	Method
1.	August	<u>Introduction to Obstetrics &amp; Gynecology</u>	2	Lecture, PPT, Seminar, tutorial, black & chalk
2.	September	<u>Fundamental of Reproduction</u>	5	Lecture, PPT, Seminar, tutorial, black & chalk
3.	October	<u>Development of Intrauterine pregnancy</u>	6	Lecture, PPT, Seminar, tutorial, black & chalk
4.	November	<u>Diagnosis of Pregnancy-Investigation &amp; Examinations.</u>  Examination in each Trimester	7	Lecture, PPT, Seminar, tutorial, black & chalk
5.	December	<ul style="list-style-type: none"> <li>• <u>Physiological changes during pregnancy</u></li> <li>• <u>Vomiting in Pregnancy</u></li> <li><u>Homeopathic Therapeutics of Hyperemesis gravidarum</u></li> </ul>	3  3	Lecture, PPT, Seminar, tutorial, black & chalk
6.	January	<u>Antenatal Care.</u> General management of ANC Homeopathic Therapeutics	5	Lecture, PPT, Seminar, tutorial, black & chalk
7.	February	<u>Anemia During Pregnancy</u>		Lecture, PPT, Seminar, tutorial,



				black & chalk
8.	March	<u>Preterm &amp; postmaturity-preterm labor, Prom, intrauterine fetal death.</u>	3 hrs.	Lecture, PPT, Seminar, tutorial, black & chalk
9.	April	<u>Normal Labor &amp; Puerperium</u> Stages of labor Events in labor Homeopathic therapeutics of above topic	8 hrs	Lecture, PPT, Seminar, tutorial, black & chalk

*(Dr. M. V. Kulkarni)*  
**Head of Dept.**  
**Obstetrics & Gynecology**

*(R. S. Nair)*  
**Prof. Dr. Suresh. R. Nair**  
 M.Sc, B.M.S, M.D.(Hom.), Ph.D  
 Reg No.- 4491  
**Principal & Medical Superintendent**

DR J J MAGDUM HOMOEOPATHIC MEDICAL COLLEGE, JAYSINGPUR

DEPARTMENT OF OBSTETRICS AND GYNACOLOGY ACADEMIC YEAR 2022-2023

FROM AUGUST 2022 - JUNE 2023

ACADEMIC PLANNER/ADVANCED TEACHING PLAN

III<sup>rd</sup> YEAR

MONTH	TOPICS	NO OF LECTURES	TEACHING AND LEARNING METHOD
AUGUST	<p>Fundamentals of reproduction – Gametogenesis (oogenesis, spermatogenesis), ovulation, fertilization, Implantation, decidua, chorion and chorionic villi, development of inner cell mass. others-infection, neoplasm, hirsutism.</p> <p>- General management for precocious puberty, delayed puberty</p> <p>menstrual abnormalities.</p> <p>- and homoeopathic therapeutics for the same.</p> <p>Menstruation - a detailed study of: germ cells, primordial follicle</p>	5 hrs	<p>Chalk -talk method (black board/lecture group) PPT, seminar, tutorials</p>



	Development of Intrauterine pregnancy-placenta and fetus: The Placenta-development, structure, circulation, function, ageing Fetal membranes- amnion, amniotic cavity, amniotic fluid and umbilical cord brief study.		Chalk-talk method (black board/lecture group) PPT, seminar, tutorials
SEPTEMBER	Abnormal labor (Dystocia) High risk labor obstructed/prolonged labor. Def, Fetal & Maternal causes	3 hrs	Chalk-talk method (black board/lecture group) PPT, seminar, tutorials
	Diagnostic criteria for prolonged labor. Occipito Posterior Presentation Management & Scope & limitation of Homeopathy in OP position.	5 hrs	Chalk-talk method (black board/lecture group) PPT, seminar, tutorials
OCTOBER	Breech presentation <sup>n</sup> classification Diagnosis and Management of breech presentation <sup>n</sup>	2 hrs	Chalk-talk method (black board/lecture group) PPT, seminar, tutorials

Transverse lie, oblique lie, Malpositions & scopes of Homeopathy.	1 hr	
Complications of 3 <sup>rd</sup> stage of labor, CPD & pre-term labor, Post maturity, IUD, PROM	1 hr	Chalk-talk method (black board/lecture group) PPT, seminar, tutorials
Brief study and significance of fetal skull diameters and maternal pelvis.	1 hr	

NOVEMBER	Antenatal care-procedure at first visit, examination of the patient, procedures at the subsequent visits, antenatal advice, values of antenatal care, preconceptionally counselling and care. General management of antenatal case and Homoeopathic therapeutics of the same. Abnormal pregnancy	Chalk-talk method (black board/lecture group) PPT, seminar, tutorials
----------	---	--



	<p>Vomiting in pregnancy-simple vomiting, hyperemesis gravidarum and its management.</p> <p>Homoeopathic therapeutics for hyperemesis gravidarum.</p> <p>Gestational hypertension</p>	4 hrs	<p>Chalk-talk method (black-board/lecture group)</p> <p>PPT, seminar, tutorials</p>
DECEMBER	<p>Preterm labor and postmaturity-preterm labor, prelabor rupture of the membranes (PROM), post-term pregnancy, Intrauterine fetal death (IUD), general line of management.</p>	2 hrs	<p>Chalk-talk method (black board/lecture group)</p> <p>PPT, seminar, tutorials</p>
	<p>Scope &amp; limitation of Homeopathy in Compound presentation and presentation &amp; cord prolapse</p> <p>Constriction ring &amp; retraction ring.</p> <p>Retained placenta: Causes &amp; Management</p> <p>Pelvic, Vulval Haematoma &amp; its management.</p>	2 hrs	<p>Chalk-talk method (black board/lecture group)</p> <p>PPT, seminar, tutorials</p>
January	<p>Gestational DM</p> <p>Anaemia during pregnancy</p>		

<p>JANUARY</p>	<p>Puerperium-involution of uterus, involution of other pelvic structures, lochia, general physiological changes, lactation, management of normal puerperium, management of ailments and postnatal care. Homoeopathic therapeutics for postnatal care <i>Abnormal puerperium</i></p>	<p>6 hrs</p>	<p>Chalk-talk method (black board/lecture group) PPT, seminar, tutorials</p>
<p>FEBRUARY</p>	<p><i>Common Obstetrical operations. MTP. Caesarean section Episiotomy and its complications. Emergency obstetric care. Medico legal aspects in obstetrics. General &amp; Homeo Rx, Therapeutics.</i></p>	<p>6 hrs</p>	<p>Chalk-talk method (black board/lecture group) PPT, seminar, tutorials</p>



<p>MARCH</p>	<p>Care of newborn-physical features, assessment of the gestational age, immediate care, daily observation and care, infant feeding (breast feeding, artificial feeding) Childhood Immunization programme, apgar score, general resuscitative measures, Homoeopathic therapeutics of other minor ailments. diethylstilbestrol (DES) related abnormality. - Wolffian remnant abnormalities-brief study. More stress should be given on clinical presentation, investigations to rule out congenital malformations and general line of management.</p>	<p>7 hrs</p>	<p>Chalk-talk method (black board/lecture group) PPT, seminar, tutorials</p>
<p>APRIL</p>	<p>complications of PPH homoeopathic therapeutics of PPH, Injuries during birth canal, others- infection, neoplasm, hirsutism.</p>	<p>4 hrs</p>	<p>Chalk-talk method (black board/lecture group) PPT, seminar, tutorials</p>

*(Dr. M. V. Kulkarni)*  
**Dr. M. V. Kulkarni**  
 Head of Dept.  
 Obstetrics & Gynecology

*Rpb*

**Prof. Dr. Suresh. R. Nair**  
 M.Sc, B.M.S, M.D.(Hom.), Ph.D  
 Reg No.- 4491  
 Principal & Medical Superintendent

**Dr.J.J. Magdum Homoeopathic Medical college,  
Jaysingpur  
Academic year-2025-2026  
Department Repertory  
Academic planner/ Advance teaching Programme– Fourth BHMS**

**Academic planner/ advanced teaching plan – Fourth BHMS**

<u>Sir no</u>	<u>Month</u>	<u>Name of the topic</u>	<u>No of lecture</u>	<u>Teaching &amp; learning method</u>
1.	<u>August</u> <u>2025</u>	<ul style="list-style-type: none"> <li>• <u>Prescribing symptoms</u></li> <li>• <u>Minton uterine therapeutic</u></li> <li>• <u>Therapeutic pocket book</u></li> </ul>	24	<u>Lecture, PPT, Seminar,Tutorial, Black board &amp; chalk.</u>
2.	<u>September</u> <u>2025</u>	<ul style="list-style-type: none"> <li>• <u>Radar software</u></li> <li>• <u>Therapeutic pocket book</u></li> <li>• <u>Berriedge eye repertory</u></li> </ul>	24	<u>Lecture, PPT, Seminar,Tutorial, Black board &amp; chalk.</u>
3.	<u>October</u> <u>2025</u>	<ul style="list-style-type: none"> <li>• <u>Radar software</u></li> <li>• <u>Therapeutic pocket book</u></li> <li>• <u>Berriedge eye repertory</u></li> </ul>	22	<u>Lecture, PPT, Seminar,Tutorial, Black board &amp; chalk.</u>
4.	<u>November</u> <u>2025</u>	<ul style="list-style-type: none"> <li>• <u>The prescriber</u></li> <li>• <u>Synthetic repertory</u></li> <li>• <u>Bells Diarrhoea</u></li> </ul>	24	<u>Lecture, PPT, Seminar,Tutorial, Black board &amp; chalk.</u>
5.	<u>December</u> <u>2025</u>	<ul style="list-style-type: none"> <li>• <u>Homopath software</u></li> <li>• <u>Synthetic repertory</u></li> <li>• <u>Bells Diarrhoea</u></li> </ul>	24	<u>Lecture, PPT, Seminar,Tutorial, Black board &amp; chalk.</u>
6.	<u>January</u> <u>2026</u>	<ul style="list-style-type: none"> <li>• <u>Homopath</u></li> <li>• <u>Synoptic key to materia medica</u></li> <li>• <u>Clarke repertory</u></li> <li>• <u>Kneer repertory</u></li> </ul>	24	<u>Lecture, PPT, Seminar,Tutorial, Black board &amp; chalk.</u>
7.	<u>February</u> <u>2026</u>	<ul style="list-style-type: none"> <li>• <u>Homopath</u></li> <li>• <u>Sensation as if</u></li> <li>• <u>Autovisual repertory</u></li> <li>• <u>Complete repertory</u></li> </ul>	20	<u>Lecture, PPT, Seminar,Tutorial, Black board &amp; chalk.</u>
8.	<u>March</u>	<ul style="list-style-type: none"> <li>• <u>CARA</u></li> <li>• <u>W A Allens repertory of fever</u></li> <li>• <u>Complete repertory</u></li> </ul>	24	<u>Lecture, PPT, Seminar,Tutorial, Black board &amp;</u>



	<u>2026</u>	<ul style="list-style-type: none"> <li>• <u>Autovisual repertory</u></li> </ul>		<u>chalk.</u>
<u>9.</u>	<u>April</u> <u>2026</u>	<ul style="list-style-type: none"> <li>• <u>CARA</u></li> <li>• <u>Phatak repertory</u></li> <li>• <u>Synthesis repertory</u></li> <li>• <u>Murphy repertory</u></li> </ul>	<u>24</u>	<u>Lecture, PPT,</u> <u>Seminar,Tutorial,</u> <u>Black board &amp;</u> <u>chalk.</u>
<u>10.</u>	<u>May</u> <u>2026</u>	<ul style="list-style-type: none"> <li>• <u>Comparison between</u> <u>Software</u></li> <li>• <u>Synthesis repertory</u></li> <li>• <u>Murphy repertory</u></li> </ul>	<u>20</u>	<u>Lecture, PPT,</u> <u>Seminar,Tutorial,</u> <u>Black board &amp;</u> <u>chalk.</u>
<u>11.</u>	<u>June</u> <u>2026</u>	<ul style="list-style-type: none"> <li>• <u>Therapeutic pocket</u> <u>book</u></li> <li>• <u>Case taking and</u> <u>repertorisation</u></li> <li>• <u>Rubric hunting</u></li> </ul>	<u>24</u>	<u>Lecture, PPT,</u> <u>Seminar,Tutorial,</u> <u>Black board &amp;</u> <u>chalk.</u>
<u>12.</u>	<u>July</u> <u>2026</u>	<ul style="list-style-type: none"> <li>• <u>Difficulties in chronic</u></li> <li>• <u>Case taking approach in</u> <u>different patients</u></li> <li>• <u>Prescribing symptoms</u></li> </ul>	<u>24</u>	<u>Lecture, PPT,</u> <u>Seminar,Tutorial,</u> <u>Black board &amp;</u> <u>chalk.</u>

RSB  
14/1/2026

**Prof. Dr. Suresh. R. Nair**  
M.sc, B.M.S, M.D.(Hom.),Ph.D  
Reg No.- 4491  
**Principal & Medical Superintendent**

Agnale

**Prof. Dr. Aarti S. Kognole**  
H.O.D.  
**Repertory Department**

**Dr.J.J. Magdum Homoeopathic Medical college,  
Jaysingpur  
Academic year-2025-2026  
Department Repertory  
Academic planner/ Advance teaching Programme– First BHMS (CBDC- 3)**

**Academic planner/ advanced teaching plan – First BHMS  
First Semester-**

<u>Sir no</u>	<u>Month</u>	<u>Name of the topic</u>	<u>No of lecture</u>	<u>Teaching &amp; learning method</u>
<u>1.</u>	<u>January</u> <u>2025</u>	<u>Introduction to repertory, definition,&amp; meaning of repertory-</u> <ul style="list-style-type: none"> <li>• <u>General introduction</u></li> </ul>	<u>01</u>	<u>Lecture, PPT, Seminar,Tutorial, Black board &amp; chalk.</u>
<u>2.</u>	<u>February</u> <u>2025</u>	<ul style="list-style-type: none"> <li>• <u>Origin of repertory</u></li> <li>• <u>Need of repertory</u></li> </ul>	<u>02</u>	<u>Lecture, PPT, Seminar,Tutorial, Black board &amp; chalk.</u>
<u>3.</u>	<u>March</u> <u>2025</u>	<ul style="list-style-type: none"> <li>• <u>Definition of repertory</u></li> </ul> <u>Need &amp; uses of repertory &amp; repertorization-</u> <ul style="list-style-type: none"> <li>• <u>Uses &amp; scope of repertory</u></li> <li>• <u>Limitation of repertory</u></li> <li>• <u>Definition of repertorization</u></li> </ul>	<u>02</u>	<u>Lecture, PPT,Seminar,Tutorial, Black board &amp; chalk.</u>
<u>4.</u>	<u>April</u> <u>2025</u>	<ul style="list-style-type: none"> <li>• <u>Introduction to methods &amp; technique of repertorization</u></li> <li>• <u>Terminologies relevant to repertory-</u></li> <li>• <u>Repertory</u></li> <li>• <u>Rubric</u></li> <li>• <u>Gradation</u></li> </ul>	<u>02</u>	<u>Lecture, PPT,Seminar,Tutorial, Black board &amp; chalk.</u>



5.	May 2025	<ul style="list-style-type: none"> <li>• <u>Cross reference</u></li> <li>• <u>Synonym</u></li> <li>• <u>Repertorization</u></li> <li>• <u>Totality of symptom</u></li> </ul>	02	<u>Lecture, PPT, Seminar, Tutorial, Black board &amp; chalk.</u>
6.	June 2025	<ul style="list-style-type: none"> <li>• <u>Repertorial</u></li> <li>• <u>PDF [ potential Differential Field]</u></li> <li>• <u>Case taking</u></li> </ul>	02	<u>Lecture, PPT, Seminar, Tutorial, Black board &amp; chalk.</u>

## Second semester

7.	July 2025	<ul style="list-style-type: none"> <li>• <u>Analysis of case</u></li> <li>• <u>Longitudinal case study</u></li> <li>• <u>Cross section study of a case</u></li> </ul>	02	<u>Lecture, PPT, Seminar, Tutorial, Black board &amp; chalk.</u>
8.	August 2025	<ul style="list-style-type: none"> <li>• <u>General repertory</u></li> <li>• <u>Regional repertory</u></li> </ul> <p><u>Schematic repertorization of chapter in Kent repertory.</u></p> <ul style="list-style-type: none"> <li>• <u>Introduction to Kent's repertory</u></li> </ul>	02	<u>Lecture, PPT, Seminar, Tutorial, Black board &amp; chalk.</u>
9.	September 2025	<ul style="list-style-type: none"> <li>• <u>Listing of chapter in Kent's repertory</u></li> <li>• <u>Correlation of chapters in Kent's repertory to Hahnemannian Anatomical schema</u></li> </ul>	02	<u>Lecture, PPT, Seminar, Tutorial, Black board &amp; chalk.</u>
10.	October 2025	<u>Chapter &amp; rubric related to anatomical structure, physiological process &amp; psychological in kents</u>	02	<u>Lecture, PPT, Seminar, Tutorial, Black board &amp; chalk.</u>

		<u>repertory.</u>		
<u>11.</u>	<u>November</u> <u>2025</u>	<u>Correlation of anatomy, physiology &amp; psychology with repertory.</u>  <ul style="list-style-type: none"> <li>• <u>Introduction to correlation with anatomy, physiology &amp; psychology with repertory.</u></li> </ul>	<u>02</u>	<u>Lecture, PPT, Seminar, Tutorial, Black board &amp; chalk.</u>

### Third semester

<u>12.</u>	<u>December</u> <u>2025</u>	<ul style="list-style-type: none"> <li>• <u>Chapters and rubric related to physiology in Dr. Kent repertory</u></li> </ul>	<u>03</u>	<u>Lecture, PPT, Seminar, Tutorial, Black board &amp; chalk.</u>
<u>13.</u>	<u>January</u> <u>2026</u>	<ul style="list-style-type: none"> <li>• <u>Rubric related to emotions, intellect &amp; memory in mind chapter of Kent's repertory.</u></li> </ul>	<u>02</u>	<u>Lecture, PPT, Seminar, Tutorial, Black board &amp; chalk.</u>
<u>2.</u>	<u>February</u> <u>2026</u>	<u>Chapters &amp; rubric related to anatomical structure, physiological process &amp; psychological in kents repertory.</u>	<u>02</u>	<u>Lecture, PPT, Seminar, Tutorial, Black board &amp; chalk.</u>
<u>3.</u>	<u>March</u> <u>2026</u>	<ul style="list-style-type: none"> <li>• <u>Rubric related to emotions, intellect &amp; memory in mind chapter of Kent's repertory.</u></li> </ul>	<u>02</u>	<u>Lecture, PPT, Seminar, Tutorial, Black board &amp; chalk.</u>

*Rsh*  
14/1/2026

**Prof. Dr. Suresh. R. Nair**  
M.sc, B.M.S, M.D.(Hom.), Ph.D  
Reg No.- 4491  
Principal & Medical Superintendent



*Aarti S. Kognole*  
**Prof. Dr. Aarti S. Kognole**  
H.O.D.  
Repertory Department

**Dr.J.J. Magdum Homoeopathic Medical College,  
Jaysingpur**

**Department-Homoeopathic Repertory & case Taking.**

**Academic year-2025-2026**

**Term -I[CBDC]**

[1<sup>st</sup> September 2025 to February 2026]

Dr.V.M.Ghevade.

**Academic planner/ advanced teaching plan – Third year**

<u>Sr no</u>	<u>Month</u>	<u>Name of the topic</u>	<u>No of lecture</u>	<u>Teaching &amp; learning method</u>
<u>1.</u>	<u>September 2025</u>	<ul style="list-style-type: none"><li>• <u>Demonstration of homoeopathic case taking in moderate chronic cases.</u></li></ul>	<u>03</u>	<u>Lecture, PPT, Seminar, Tutorial, Black board &amp; chalk.</u>
<u>2.</u>	<u>October 2025</u>	<ul style="list-style-type: none"><li>• <u>Classification of symptom</u></li><li>• <u>Analysis of case according to the philosophy of Dr. kent</u></li></ul>	<u>03</u> <u>02</u>	<u>Lecture, PPT, Seminar, Tutorial, Black board &amp; chalk.</u>
<u>3.</u>	<u>November 2025</u>	<ul style="list-style-type: none"><li>• <u>Analysis of case according to the philosophy of Dr. Boger</u></li></ul>	<u>02</u>	<u>Lecture, PPT, Seminar, Tutorial, Black board &amp; chalk.</u>
<u>4.</u>	<u>December 2025</u>	<ul style="list-style-type: none"><li>• <u>Evaluation of symptom according to the philosophy of Dr. Boger.</u></li></ul>	<u>02</u>	<u>Lecture, PPT, Seminar, Tutorial, Black board &amp; chalk.</u>



5.	<u>January</u> <u>2026</u>	<ul style="list-style-type: none"> <li>• <u>Construction of totality of symptom according to the philosophy of Dr. Boger.</u></li> <li>• <u>Construction of totality of symptoms according to the philosophy of Dr. Kent</u></li> </ul>	<u>03</u>	<u>Lecture,</u> <u>PPT,Seminar,Tutorial,</u> <u>Black board &amp; chalk.</u>
6.	<u>February</u> <u>2026</u>	<ul style="list-style-type: none"> <li>• <u>Construction of Repertorial syndrome &amp; Potential Differential Field.</u></li> </ul>	<u>05</u>	<u>Lecture,</u> <u>PPT,Seminar,Tutorial,</u> <u>Black board &amp; chalk.</u>

*Rab*  
14/1/2026

*[Signature]*  
**H.O.D.**  
**DEPARTMENT OF REPERTORY**  
**DR. J.J.M.H.M.C. JAYSINGPUR**

**Prof. Dr. Suresh. R. Nair**  
M.sc, B.M.S, M.D.(Hom.),Ph.D  
Reg No.- 4491  
**Principal & Medical Superintendent**

**Dr.J.J. Magdum Homoeopathic Medical College,  
Jaysingpur**

**Academic year-2025-2026**

**Department-Homoeopathic Repertory & case Taking.**

**Term -II [CBDC]**

[March 2026 to September 2026]

Dr.V.M. Ghevade.

**Academic planner/ advanced teaching plan – Third Year.**

<u>Sr no</u>	<u>Month</u>	<u>Name of the topic</u>	<u>No of lecture</u>	<u>Teaching &amp; learning method</u>
1.	March TO June 2026	<ul style="list-style-type: none"><li>Study of the philosophical background, construction, scope, limitation &amp; utility of Homoeopathic Materia medica by J T Kent [ kent's repertory]</li></ul>	15	Lecture, PPT, Seminar, Tutorial, Black board & chalk.
2.	JULY to 2026 august ]	<ul style="list-style-type: none"><li>Study of the philosophical background, construction, scope, limitation &amp; utility of Boger Boenninghusen Characteristic &amp; Repertory. [BBCR]</li></ul>	09	Lecture, PPT, Seminar, Tutorial, Black board & chalk.
3.	September 2026	<ul style="list-style-type: none"><li>Study of the philosophical background, construction, scope, limitation &amp; utility of [BBCR]</li></ul>	05	Lecture, PPT, Seminar, Tutorial, Black board & chalk.

*Rab*

*14/1/2026*  
Prof. Dr. Suresh. R. Nair

M.sc, B.M.S, M.D.(Hom.), Ph.D

Reg No.- 4491

Principal & Medical Superintendent



*[Signature]*

H.O.D.

DEPARTMENT OF REPERTORY  
DR. J.J.M.H.M.C. JAYSINGPUR

**Dr. J. J. Magdum Trust's**  
**Dr. J. J. MAGDUM HOMOEOPATHIC MEDICAL COLLEGE**

Jaysingpur – 416 101, Tal-Shirol, Dist.- Kolhapur (Maharashtra)

**II YEAR BHMS – CBDC 2025-26**

Academic planner / Advance teaching plan

Subject – Repertory

TERM	MONTH	TOPIC	HOURS
I Term	August 2025	Demonstration of Homeopathic case taking in simple acute cases.	09
	September 2025		
	October 2025		
	November 2025	Demonstration of Homeopathic case taking in simple chronic cases.	08
	December 2025		
	Jan 2026	Instruction given in Organon case taking.	05
II Term	Feb 2026	Introduction to Boericke repertory.	10
	March 2026		
	April 2026	Representation of different pathologies and pathogenesis in Boericke & Kent repertory.	06
	May 2026	Understanding holistic concept of disease, constitution, diathesis, susceptibility & temperament.	12
	June 2026		
			Total teaching hours



## SYALLABUS & TEACHING PLAN

Department of repertory & case taking

(CBDC 2025-26)

Dr A S Kognole

SR .NO	MONTH	TOPIC
Term I		
1	Aug 2025	Demonstration of Homeopathic case taking in simple acute cases. 1. Define acute diseases. 2. Classify disease as per Hahnemann's philosophy.
2	Sept 2025	3. State the aphorisms dealing with acute case taking & classification of acute disease. 4. Explain basic structure of case taking. 5. Demonstration of acute case taking.
3	October 2025	6. Clinical examination of simple acute case taking.
4	Nov 2025	Demonstration of Homeopathic case taking in simple chronic cases. 1. Define a chronic disease as per Hahnemann's philosophy. 2. List of aphorisms dealing with chronic case taking.



## SYALLABUS & TEACHING PLAN

Department of repertory & case taking

(CBDC 2025-26)

Dr A S Kognole

SR .NO	MONTH	TOPIC
Term I		
1	Aug 2025	Demonstration of Homeopathic case taking in simple acute cases. 1. Define acute diseases. 2. Classify disease as per Hahnemann's philosophy.
2	Sept 2025	3. State the aphorisms dealing with acute case taking & classification of acute disease. 4. Explain basic structure of case taking. 5. Demonstration of acute case taking.
3	October 2025	6. Clinical examination of simple acute case taking.
4	Nov 2025	Demonstration of Homeopathic case taking in simple chronic cases. 1. Define a chronic disease as per Hahnemann's philosophy. 2. List of aphorisms dealing with chronic case taking.

		3. Basic structure of chronic case taking.
5	Dec 2025	4. Case taking in simple chronic cases.
6	Jan 2026	<b>Instructions given in Organon case taking</b> 1. List of aphorisms dealing with chronic case taking. 2. Case taking in simple chronic cases.
Term II		
7	Feb 2026	Introduction to Boericke repertory. 1. Discuss life history of Dr. Oscar Boericke with their contributions. 2. Plan of Boericke repertory.
8	March 2026	3. Construction of Boericke repertory 4. Scope & limitations of Boericke repertory.
9	April 2026	Representation of different pathologies and pathogenesis in Boericke & Kent repertory. 1. Importance of knowledge of pathology & clinical medicine for using Boericke repertory. 2. Rubric representing different



		pathologies & different pathogenesis in repertory.
10	May 2026	Understanding holistic concept of disease, constitution, diathesis, susceptibility & temperament. 1. The rubric representing different constitutions, diathesis, susceptibility & temperament in Boericke repertory.
11	June 2026	2. Rubric representing different constitutions, diathesis, susceptibility & temperament in Boericke repertory.

*RNB*  
*14/1/2026*

**Prof. Dr. Suresh. R. Nair**  
M.sc, B.M.S, M.D.(Hom.),Ph.D  
Reg No.- 4491  
Principal & Medical Superintendent

*Aarti S. Kogole*  
**Prof. Dr. Aarti S. Kogole**  
H.O.D.  
Repertory Department

**DR. J.J.MAGDUM HOMOEOPATHIC MEDICAL COLLEGE,  
JAYSINGPUR.**

**ADVANCE TEACHING PLAN**

**DEPARTMENT OF REPERTORY & CASE TAKING**

**III BHMS 2025-2026**

**NCH Required Lectures.**

**Lectures-100 hrs.**

**Non- Lectures-50 hrs.**



# Dr.J.J. Magdum Homoeopathic Medical college, Jaysingpur

Academic year-2025-2026

## Department Repertory

### Term -I[CBDC]

Dr. Manasi Shinde/ Dr Vidya M. Ghevide  
[1<sup>st</sup> September 2025 to February 2026]

### Academic planner/ advanced teaching plan – Third year

Sr no	Month	Name of the topic	No of lecture	Teaching & learning method
1.	September 2025	<ul style="list-style-type: none"> <li>Demonstration of homoeopathic case taking in moderate acute cases.</li> </ul>	02	Lecture, PPT, Seminar, Tutorial, Black board & chalk.
2.	October 2025	<ul style="list-style-type: none"> <li>Analysis of case according to the philosophy of Dr. Boeninghusen</li> </ul>	02	Lecture, PPT, Seminar, Tutorial, Black board & chalk.
3.	November 2025	<ul style="list-style-type: none"> <li>Construction of totality of symptom according to the philosophy of Dr. Boeninghusen</li> </ul>	03	Lecture, PPT, Seminar, Tutorial, Black board & chalk.
4.	December 2025	<ul style="list-style-type: none"> <li>Classification of repertory- need, basis of classification, advantages, disadvantages and adaptability of each type.</li> </ul>	03	Lecture, PPT, Seminar, Tutorial, Black board & chalk.
5.	January 2026	<ul style="list-style-type: none"> <li>Steps of Repertorisation</li> </ul>	03	Lecture, PPT, Seminar, Tutorial, Black board & chalk.
6.	February 2026	<ul style="list-style-type: none"> <li>Identify the medium, method of repertoisation.</li> </ul>	04	Lecture, PPT, Seminar, Tutorial, Black board & chalk.

*R.N.S.*

14/1/2026

Prof. Dr. Suresh. R. Nair  
M.Sc. (H. Hom.), Ph.D.

Reg.

Principal & Medical



*[Signature]*

H.O.D.

DEPARTMENT OF REPERTORY  
DR. J.J.M.H.M.C. JAYSINGPUR

**Dr.J.J. Magdum Homoeopathic Medical College,  
Jaysingpur**

**Academic year-2025-2026**

**Department-Homoeopathic Repertory & case Taking.**

**Term -II[CBDC]**

[March 2026 to September 2026]

Dr.Manasi Shinde

**Academic planner/ advanced teaching plan – Third Year.**

<u>Sr no</u>	<u>Month</u>	<u>Name of the topic</u>	<u>No of lecture</u>	<u>Teaching &amp; learning method</u>
1.	<u>March TO June 2026</u>	<ul style="list-style-type: none"><li>• <u>Study of the philosophical background, construction, scope, limitation &amp; utility of Boenninghusen Therapeutic Pocket book.[BTPB]</u></li></ul>	<u>15</u>	<u>Lecture, PPT, Seminar, Tutorial, Black board &amp; chalk.</u>
2.	<u>JULY 2026 [1<sup>st</sup> wk of august ]</u>	<ul style="list-style-type: none"><li>• <u>Identify chapters &amp; locate the rubrics for symptom/ condition related to the gynecology, obs, surgery &amp; practice of medicine</u></li></ul>	<u>05</u>	<u>Lecture, PPT, Seminar, Tutorial, Black board &amp; chalk.</u>
3.	<u>August 2026</u>	<ul style="list-style-type: none"><li>• <u>Understanding miasm &amp; identify rubrics related to symptoms of each miasm form BTPB, Kent &amp; BBCR repertories.</u></li></ul>	<u>02</u>	<u>Lecture, PPT, Seminar, Tutorial, Black board &amp; chalk.</u>



Prof. Dr. Suresh. R. Nair  
M.Sc., B.M.S., M.D.(Hom.), Ph.D.  
Reg No. - 44931  
Principal & Medical Superintendent

H.O.D.  
DEPARTMENT OF REPERTORY  
DR. J.J.M.H.M.C. JAYSINGPUR

# Department-Homoeopathic Repertory & case Taking.

Academic year-2025-2026

## Term -I[CBDC]

[1<sup>st</sup> September 2025 to February 2026]

Dr. Manasi Shinde

### Detail Academic planner/ advanced teaching plan – Third year.

Sr no	Month	Name of the topic
<u>1.</u>	<u>September 2025</u>	<ul style="list-style-type: none"><li>• <b><u>Demonstration of homoeopathic case taking in moderate acute cases.</u></b><ol style="list-style-type: none"><li>1. Recall the definition of acute case and aphorisms dealing with acute case taking.</li><li>2. Explain the basic structure of case &amp; list the steps of case taking in moderate case taking.</li></ol></li></ul>
<u>2.</u>	<u>October 2025</u>	<ul style="list-style-type: none"><li>• <b><u>Analysis of case according to the philosophy of Dr. Boenninghusen.</u></b><ol style="list-style-type: none"><li>1. Identify group of sym[ptoms as per the philosophy of Boenninghusen.</li><li>2. Demonstration of analysis of symptoms of case according to the philosophy of Boenninghusen.</li><li>3. Justify analysis of symptoms of case according to the philosophy of Boenninghusen.</li></ol></li></ul>
<u>3.</u>	<u>November 2025</u>	<ul style="list-style-type: none"><li>• <b><u>Construction of totality of symptom according to the philosophy of Dr. Boenninghusen.</u></b><ol style="list-style-type: none"><li>1. Define Totality of symptom according to Hahnemann</li><li>2. Define Totality of symptom according to Boenninghusen</li><li>3. Enumerate &amp; discuss symptom in totality according to Boenninghusen .</li><li>4. Justification of construction of totality according to Boenninghusen.</li></ol></li></ul>
<u>4.</u>	<u>December 2025</u>	<ul style="list-style-type: none"><li>• <b><u>Classification of repertory- need, basis of classification, advantages, disadvantages and adaptability of each type.</u></b><ol style="list-style-type: none"><li>1. Define repertory</li><li>2. Discuss need of classification of Repertory.</li><li>3. Enumerate various types of repertories and basis of classification of repertories.</li><li>4. Discuss advantages and disadvantages of each type of repertory.</li><li>5. Demonstrate adaptability of each type of repertory with example.</li></ol></li></ul>
<u>5.</u>	<u>January 2026</u>	<ul style="list-style-type: none"><li>• <b><u>Steps of Repertorisation</u></b><ol style="list-style-type: none"><li>1. List the steps of repertorization.</li></ol></li></ul>



		<ol style="list-style-type: none"><li>2. Discuss importance of each step of repertorization to reach at similitum.</li><li>3. Discuss advantages &amp; disadvantages of each type of medium of repertorization.</li></ol>
<u>6.</u>	<u>February</u> <u>2026</u>	<ul style="list-style-type: none"><li>• <b><u>Identify the medium, method of repertoisation.</u></b></li><li>1. Define method of repertorization.</li><li>2. List the various method of repertorization</li></ul>

Rohit  
14/1/2026

  
**H.O.D.**  
**DEPARTMENT OF REPERTORY**  
**DR. J.J.M.H.M.C. JAYSINGPUR**

# Dr.J.J. Magdum Homoeopathic Medical College, Jaysingpur

Academic year-2025-2026

Department-Homoeopathic Repertory & case Taking.

Term –II [CBDC]

[March 2026 to September 2026]

Dr. Manasi Shinde

Academic planner/ advanced teaching plan – Third Year.

Sr no	Month	Name of the topic
1.	March TO June 2026	<ul style="list-style-type: none"> <li><b>Study of the philosophical background, construction, scope, limitation &amp; utility of Boeninghusen Therapeutic Pocket book. [BTPB]</b></li> </ul> <ol style="list-style-type: none"> <li>Discuss the life history of Boeninghusen &amp; its influence to his contributions to repertory.</li> <li>sources and history of publication of BTPB.</li> <li>Discuss contribution of Allen &amp; Robert in BTPB.</li> <li>Discuss the philosophical background of BTPB.</li> <li>Discuss plan &amp; construction of BTPB.</li> <li>Identify rubrics from various chapter to explain concept complete symptom &amp; analogy.</li> <li>mention the scope, limitation &amp; utility of BTPB.</li> </ol>
2.	JULY 2026 [1 <sup>st</sup> wk of august]	<ul style="list-style-type: none"> <li><b>Identify chapters &amp; locate the rubrics for symptom/ condition related to the gynecology, obs, surgery &amp; practice of medicine</b></li> </ul> <ol style="list-style-type: none"> <li>Identify chapters &amp; locate rubrics for symptoms/ condition related to the gynac, obs, surgery, &amp; practice of medicine from BTPB, BBCR, Kent's Repertory.</li> </ol>
3.	August 2026	<ul style="list-style-type: none"> <li><b>Understanding miasm &amp; identify rubrics related to symptoms of each miasm form BTPB, Kent &amp; BBCR repertories.</b></li> </ul> <ol style="list-style-type: none"> <li>Recall the definition of fundamental cause</li> <li>Recall the Hahnemann's concept of miasm.</li> <li>Explain characteristics of psora, sycosis,</li> <li>Identify the rubrics representing different miasm &amp; symptom from BTPB, BBCR &amp; Kent repertories.</li> </ol>



Prof. Dr. Subhash Chandra  
M.Sc., B.M.S., M.D. (Homoeopathy)  
Reg. F.  
Principal & Medical Superintendent

*[Signature]*  
H.O.D.  
DEPARTMENT OF REPERTORY  
DR. J.J.M.H.M.C. JAYSINGPUR

**DR. J.J. MAGDUM HOMOEOPATHIC MEDICAL COLLEGE JAYSINGPUR**  
**COMMUNITY MEDICINE**  
**ACADEMIC PLANNER FINAL YEAR 2025-26**

SR.NO.	MONTH	TOPIC	NO. OF LECTURES	METHOD
1	January	1. SCREENING OF DISEASE 2. EPIDEMIOLOGY OF COMMUNICABLE DISEASE. 3. OCCUPATIONAL HEALTH 4. HEALTH PLANNING AND MANAGEMENT	NO. OF LECTURES-10 PRACTICAL-4	CHALK AND BOARD
2	February	1. DEMOGRAPHY AND FAMILY PLANNING 2. EPIDEMIOLOGY OF NON COMMUNICABLE DISEASE. 3.HEALTH PLANNING AND MANAGEMENT 4 GENETICS AND HEALTH	NO. OF LECTURES-10 PRACTICAL-4	CHALK AND BOARD
3	March	1. DEMOGRAPHY AND FAMILY PLANNING 2. EPIDEMIOLOGY OF NON COMMUNICABLE DISEASE. 3.CONCEPT OF HEALTH AND DISEASE IN CONVENTIONAL MEDICINE AND HOMOEOPATHY 4.BIOSTATISTICS	NO. OF LECTURES-10 PRACTICAL-3	CHALK AND BOARD
4	April	1.PRINCIPALS OF EPIDEMIOLOGY AND EPIDEMIOLOGICAL METHODS 2. EPIDEMIOLOGY OF NON COMMUNICABLE DISEASE. 3.INTERNATIONAL HEALTH 4. HEALTH PROGRAMMES IN INDIA	NO. OF LECTURES 10 PRACTICAL-3	CHALK AND BOARD
5	May	1.PRINCIPALS OF EPIDEMIOLOGY AND EPIDEMIOLOGICAL METHODS 2. EPIDEMIOLOGY OF COMMUNICABLE DISEASE. 3. INTERNATIONAL HEALTH	NO. OF LECTURES-8 PRACTICAL-2	CHALK AND BOARD
6	June	1.PRINCIPALS OF EPIDEMIOLOGY AND EPIDEMIOLOGICAL METHODS 2. EPIDEMIOLOGY OF COMMUNICABLE DISEASE. 3. MEDICINE AND SOCIAL SCIENCE 4. HEALTH EDUCATION AND COMMUNICATION	NO. OF LECTURES-16 PRACTICAL-4	CHALK AND BOARD
7	July	1. PRINCIPALS OF EPIDEMIOLOGY AND EPIDEMIOLOGICAL METHODS 2. EPIDEMIOLOGY OF COMMUNICABLE DISEASE. 3. HEALTH EDUCATION AND COMMUNICATION	NO. OF LECTURES-16 PRACTICAL-4	CHALK AND BOARD
9	September	1. EPIDEMIOLOGY OF COMMUNICABLE DISEASE 2. MENTAL HEALTH 3.CONCEPT OF HEALTH AND DISEASE IN CONVENTIONAL MEDICINE AND HOMOEOPATHY	NO. OF LECTURES-10 PRACTICAL-4	CHALK AND BOARD

*Pub*  
31/1/2026

**Prof. Dr. Suresh. R. Nair**  
M.Sc, B.M.S, M.D.(Hom.), Ph.D  
Reg No.- 4491  
Principal & Medical Superintendent



		4.OCCUPATIONAL HEALTH		
<b>10</b>	<b>October</b>	1. EPIDEMIOLOGY OF COMMUNICABLE DISEASE 2. CONCEPT OF HEALTH AND DISEASE IN CONVENTIONAL MEDICINE AND HOMOEOPATHY 3. BIOSTATISTICS	NO. OF LECTURES-15 PRACTICAL-4	CHALK AND BOARD
<b>11</b>	<b>November</b>	1. EPIDEMIOLOGY OF COMMUNICABLE DISEASE 2. MENTAL HEALTH 3.DISASTER MANAGEMENT 4. BIOSTATISTICS	NO.OF LECTURES-10 PRACTICAL-2	CHALK AND BOARD
<b>12</b>	<b>December</b>	1. MENTAL HEALTH 2. EPIDEMIOLOGY OF COMMUNICABLE DISEASE. 3.CONCEPT OF HEALTH AND DISEASE IN CONVENTIONAL MEDICINE AND HOMOEOPATHY 4. DEMOGRAPHY AND FAMILY PLANNING	NO. OF LECTURES-10 PRACTICAL-4	CHALK AND BOARD



# Dr.J.J.Magdum Homeopathic Medical College, Jaysingpur

## Department of Community Medicine

### Advance Teaching Plan

Third BHMS (CBDC), Summer 2026 Batch Academic Yearly Planner  
Teaching Hours

Theory: Total lectures — 100 (First Term — 43 & Second Term — 57)

Non-Lecture Activity : Total Non-lectures — 60 (First Term — 28 & Second Term — 32)

First Term — Total : 28 — Practical 03, Field visits — 12, Demonstrations — 13

Second Term — Total : 32 — Practical 09, Field visits — 18, Demonstrations — 05

### Term I (August 2025 – January 2026) Total number of lectures — 43

Month	Topic	Subtopics	Teaching hours	Teaching Learning Activity						
August 2025	1. Fundamental Concepts of Community Medicine, Public Health and History of Community Medicine  Theme - A  Total marks – 00	1.1 Basic definitions 1.2. Public health 1.3. History of public health 1.4. History of public health in India 1.5. Importance of community medicine for Homoeopath 1.6. Role of homoeopaths in public health	02	Lecture  Small group discussion						
	<table border="1"> <tr> <td>M</td> <td>S</td> <td>L</td> </tr> <tr> <td>00</td> <td>00</td> <td>00</td> </tr> </table>	M	S	L	00	00	00			
M	S	L								
00	00	00								

August 2025	2. Concepts of Health, Disease Causation and Prevention in Homoeopathy  Theme - B  Total marks - 11	2.1. Concept of health 2.2. Health 2.3. Disease causation 2.4. Biomedical Model of Health 2.5. Web of Causation 2.6. Natural history of disease 2.7. Levels of prevention 2.8. Determinants of health 2.9. Iceberg phenomenon 2.10. Spectrum of health 2.11. Disease elimination and control 2.12. Concept of health and disease from a Homoeopathic perspective 2.13. Concept of well-being 2.14. Indicators of health and disease 2.15. Mortality Rates 2.16. Morbidity Rates 2.17. Disability rates 2.18. Summary measures 2.19. Health status of India	05	Lecture  Small group discussion  Structured interactive sessions						
Sept 2025	3. Community Health, Healthcare of the Community, and Healthcare Delivery Systems in India Theme - C Total marks – 06	3.1. Health System 3.2. Types of health systems 3.3. Health systems framework 3.4. Healthcare of the community 3.5. Healthcare Levels in India 3.6. Healthcare Delivery Systems in India	08	Lecture  Small group discussion  Structured interactive sessions						
	<table border="1"> <tr> <td>M</td> <td>S</td> <td>L</td> </tr> <tr> <td>01</td> <td>05</td> <td>00</td> </tr> </table>	M	S	L	01	05	00			
M	S	L								
01	05	00								

02/11/2025

Prof. Dr. Suresh. R. Nair  
M.Sc, B.M.S, M.D.(Hom.), Ph.D  
Reg No.- 3431

Principal & Medical Superintendent



Sept & Oct 2025	<b>4. Social and Behavioural Health and its Relevance to Homoeopathy</b>  <b>Theme - D</b>  <b>Total marks – 05</b>	4.1. Social and Behavioural Health 4.2. Health Behaviour 4.3. Medical Sociology 4.4. Social Determinants of Health 4.5. Community 4.6. Family in Health and Disease	08	Lecture  Small group discussion  Structured  interactive sessions						
Sept & Oct 2025	<b>4. Social and Behavioural Health and its Relevance to Homoeopathy</b>  <b>Theme - D</b>  <b>Total marks – 05</b>	4.1. Social and Behavioural Health 4.2. Health Behaviour 4.7. Medical Sociology 4.8. Social Determinants of Health 4.9. Community 4.10. Family in Health and Disease	08	Lecture  Small group discussion  Structured interactive sessions						
Nov & Dec 2025	<b>5. Nutrition for Community Health</b>  <b>Theme - E</b>  <b>Total marks – 16</b>	5.1. Nutrition: General concepts 5.2. Dietary standards: Recommended Dietary Allowance (RDA) and Estimated Average Requirement (EAR)	10	Lecture  Small group discussion  Structured interactive sessions						
	<table border="1"> <tr> <td>M</td> <td>S</td> <td>L</td> </tr> <tr> <td>01</td> <td>05</td> <td>10</td> </tr> </table>	M	S	L	01	05	10	5.3. Energy 5.4. Proximate Principles of Food, Protein, Fats, Carbohydrates 5.5. Dietary fibre 5.6. Vitamins 5.7. Minerals 5.8. Nutritional requirements of special groups 5.9. Nutritional problems of public health		
M	S	L								
01	05	10								
		importance 5.10. Milk and Meat 5.11. Nutritional assessment, surveillance, education and rehabilitation 5.12. Food Safety, Food Hygiene, Food Processing, Food Additives, Food preservatives, Food Fortification, Food adulteration and food toxicants. 5.13. National Nutritional Programs								
Dec 2025 & Jan 2026	<b>6.Environment and Health</b>  <b>Theme - F</b>  <b>Total marks – 16</b> <table border="1"> <tr> <td>M</td> <td>S</td> <td>L</td> </tr> <tr> <td>01</td> <td>05</td> <td>10</td> </tr> </table>	M	S	L	01	05	10	6.1. Basic introduction to environmental health 6.2. Water and Health 6.3. Sanitation, Solid Waste, Human Excreta and Sewage disposal 6.4. Disposal of Solid waste and wastewater 6.5. Excreta Disposal 6.6. Bio-medical waste and its management 6.7. Temperature and health 6.8. Noise and health 6.9. Environmental Pollution 6.10. Air and health 6.11. Ventilation and health 6.12. Radiation and health 6.13. Light and Health 6.14. Housing and Health 6.15. Laws of environment pollution 6.16. Medical Entomology	10	Lecture  Small group discussion  Structured  interactive sessions
M	S	L								
01	05	10								



**Term I (August 2025 – January 2026)**

Non – lecture activities

Teaching hours : Non lectures — 28

**First Term — Total : 28 — Practical 03, Field visits — 12, Demonstrations — 13**

Sr. No	Practical A	Field Visits B	Demonstration C	Time Allotted per Activity (Hours)
1.	Balanced diet			03
2.		Water treatment plant		03
3.		Milk pasteurisation plant		03
4.		PHC / Sub-center / AWC		06
5.			Water quality and purification	05
6.			Air quality assessment	04
7.			Food and beverage adulterations: Milk	04

**Term II (February 2026 – July 2026) Total number of lectures — 57**

Month	Topic	Subtopics	Teaching hours	T. L. Activity						
Feb 2026	7. Mental Health Theme - G  Total marks – 06	7.1. Mental Health 7.2. Health problems due to tobacco, alcohol, and drug abuse.	04	Lecture Small group discussion						
	<table border="1"> <tr> <td>M</td> <td>S</td> <td>L</td> </tr> <tr> <td>01</td> <td>06</td> <td>00</td> </tr> </table>	M	S	L	01	06	00			
M	S	L								
01	06	00								

Feb & Mar 2026	8. Reproductive, Maternal, Newborn, Child and Adolescent Health and related National Health Programmes  Theme - H Total marks - 11	8.1. RMNCHA Introduction 8.2. Maternal Health 8.3. Gender issues and women's empowerment 8.4. Care of Newborn 8.5. Infant and Child Healthcare 8.6. Under-Five Children 8.7. Growth and Development of Child 8.8. Adolescents Health 8.9. Reproductive health 8.10. Immunisation	10	Lecture  Small group discussion Structured interactive sessions
Mar & Apr 2026	9. Geriatric Health and Health of Specially Abled Population Theme - I	9.1. Definitions 9.2. Concept of Geriatric Services 9.3. Prevention and Control of Health Problems of the Elderly	05	Lecture Small group discussion Structured interactive sessions

	Total marks – 01	9.4. National Health Programs 9.5. End-of-Life Care and Palliative Care of the Elderly 9.6. Comprehensive Geriatric Assessment 9.7. Disability / Healthcare of Specially abled population								
	<table border="1"> <tr> <td>M</td> <td>S</td> <td>L</td> </tr> <tr> <td>01</td> <td>00</td> <td>00</td> </tr> </table>	M	S	L	01	00	00			
M	S	L								
01	00	00								
Apr & May 2026	10. Demography, Vital Statistics, Family Welfare Planning and Contraception Thems - J Total Marks - 06	10.1. Definition 10.2. Demographic Cycle/Transition 10.3. Population statistics 10.4. Demographic Profile 10.5. Vital Statistics 10.6. Measures of Fertility 10.7. Vital Statistics: Sources of information /vital statistics	06	Lecture Small group discussion Structured interactive sessions						
	<table border="1"> <tr> <td>M</td> <td>S</td> <td>L</td> </tr> <tr> <td>01</td> <td>05</td> <td>00</td> </tr> </table>	M	S	L	01	05	00			
M	S	L								
01	05	00								



		10.8. Family Welfare 10.9. Contraception 10.10. MTP Act 10.11. PC PNDT Act								
May, June 2026	<b>11. Communicable Diseases and Relevant National Health Programmes</b>  Theme - K  Total marks – 16 <table border="1"> <tr> <td>M</td> <td>S</td> <td>L</td> </tr> <tr> <td>01</td> <td>05</td> <td>10</td> </tr> </table>	M	S	L	01	05	10	11.1. Definitions 11.2. Classification of Infectious Diseases 11.3. General epidemiology of airborne diseases 11.4. Respiratory Infections 11.5. Intestinal Infections 11.6. Arthropod Infections 11.7. Zoonoses Diseases 11.8. Surface Infection 11.9. Hospital-Acquired Infections / Nosocomial Infections	24	Lecture  Small group discussion  Structured interactive sessions
M	S	L								
01	05	10								
June, July 2026	<b>12. Occupational Health</b>  Theme – L Total marks – 06 <table border="1"> <tr> <td>M</td> <td>S</td> <td>L</td> </tr> <tr> <td>01</td> <td>05</td> <td>00</td> </tr> </table>	M	S	L	01	05	00	12.1. Occupational Health 12.2. Ergonomics 12.3. Health Hazards in Agriculture 12.4. Health Hazards in Healthcare Professionals	08	Lecture  Small group discussion  Structured interactive Sessions
M	S	L								
01	05	00								
		12.5. Health Hazards in other sectors 12.6. Occupational Diseases 12.7. Occupational Lung Diseases 12.8. Occupational industrial accidents 12.9. Occupational Dermatitis								


**Term II (February 2026 – July 2026)**

Non – lecture activities

Teaching hours – Non lectures — 32

**Second Term — Total : 32 — Practical 09, Field visits — 18, Demonstrations — 05**

Sr. No	Practical A	Field Visits B	Demonstration C	Time Allotted per Activity (Hours)
1.	Growth chart (RMNCHA+)			03
2.	Menstrual hygiene			03
3.	Family planning and contraceptive methods			03
4.		Infectious disease hospital		06
5.		Industrial visit		06
6.		Old age home, Rehab center for physical and mental disabilities, Mental health facility including remand home, Asylum, Child care center		06
			Nutritional assessment	05



(21302)

# Distribution of teaching hours with breakup of each topic

Clinico-pathological evaluation of Common signs and symptoms with miasmatic integration

Cardinal Manifestations and Presentation of Diseases with relevant investigations

Sr No.	Month	Lecturer	Topic	Topic breakup	DATE
1	AUGUST	Dr. P.R. Manjardekar	Pain	1) Pain: Pathophysiology, types of pain 2) Chest Discomfort 3) Abdominal Pain 4) Headache 5) Back and Neck Pain	
2	AUGUST - SEPT	Dr. P. R. Manjardekar	Alterations in Body Temperature	6) Fever: Definition, types of fever,	

Prof. Dr. Suresh R. Patil

M.Sc, B.M.S, M.D.(Hom.), Ph.D

Reg No.- 3491

Principal B. Medical Superintendent

*[Signature]*

Head of Department  
Practice of Medicine  
and Homeopathic  
Therapeutics

MBER			<p>7) <b>Fever and Rash:</b> Definition of rash, Approach- causes and its presentation, examinations, investigations and Management</p> <p>8) <b>Fever of Unknown Origin:</b> Definition, types, aetiology and epidemiology, diagnostic tests, differential diagnosis and management</p>	
3	August - September	Dr. Satish Katkar	<p>Neurological Symptoms</p> <p>9) <b>Syncope:</b> Definition, classification and its aetiology and its pathophysiology, clinical features as per the types, investigations, management</p> <p>10) <b>Dizziness and Vertigo:</b> Definition, clinical approach with its pathophysiology and management</p> <p>11) <b>Fatigue:</b> Definition, differential diagnosis, clinical Approach and management</p> <p>Topic Breakup</p> <p>12) <b>Neurologic Causes of Weakness and Paralysis:</b> Definition [Weakness, Paralysis, Tone, Spasticity, Rigidity, Paratonia, flaccidity, Fasciculations], Pathogenesis [Upper Motor Neuron Weakness, Lower Motor Neuron Weakness, Neuromuscular Junction Weakness, Myopathic Weakness, &amp; Psychogenic Weakness], Distribution and its approach.</p> <p>13) <b>Numbness, Tingling, and Sensory Loss:</b> Definition, Pathophysiology and differential diagnosis</p> <p>14) <b>Gait Disorders, Imbalance, and Falls:</b></p>	6



				insomnia and its treatment	
4	October-November	Dr. Satish Katkar	Circulatory and Respiratory Dysfunctions	<p>20) Dyspnoea: Definition, epidemiology, mechanisms underlying dyspnoea, assessment, differential diagnosis; Clinical approach: history, physical examination, investigations and management.</p> <p>21) Cough: Definition, mechanism of cough, impaired cough, aetiology, classification, assessment of chronic cough, differential diagnosis; approach: history, physical examination, investigations and management.</p> <p>22) Haemoptysis: Definition, understanding anatomy &amp; physiology of it, aetiopathogenesis, evaluation of haemoptysis: history, physical examination, diagnostic evaluation, and management.</p> <p>23) Hypoxia and Cyanosis:</p> <p>a) Hypoxia: Definition, response to</p> <p>b) Cyanosis: Definition, types, differential diagnosis with its aetiology, approach to cyanosis.</p> <p>24) Oedema: Definition, aetiopathogenesis, differential diagnosis – Generalized and Localized oedema; distribution of oedema; Approach: History taking, Clinical examination and investigations.</p>	

				<p>25) Palpitations: Definition, aetiopathogenesis, differential diagnosis, Approach: History taking Clinical examination, investigations and management</p>	
5	March - april	Dr. P R Manjardkar	Abdominal/ GIT Dysfunctions	<p>26) Dysphagia: Definition, physiology of swallowing, pathophysiology; Approach: history taking, Clinical examination, diagnostic procedure and management</p> <p>27) Nausea, Vomiting and Indigestion: Definition, mechanism, causes &amp; differential diagnosis, Approach: history taking, Clinical examination, diagnostic testing and management</p> <p>28) Diarrhoea and Constipation: Definition, Normal physiology, types and causes, differential diagnosis, Approach: history taking, Clinical examination, diagnostic testing and management</p> <p>29) Dysentery: Definition, causes, differential diagnosis, Approach: history taking, Clinical examination, diagnostic testing and management</p> <p>30) Unintentional Weight loss: Definition, physiology of weight regulation, causes and differential diagnosis, assessment and testing, management</p> <p>31) Gastrointestinal Bleeding: Definition, source of the bleeding and its causes and its mechanism, Approach: history taking, differentiation of UGIB &amp; LGIB-its assessment, evaluation and management</p>	

				<p>32) <b>Jaundice:</b> Definition, clinical evaluation, metabolism of bilirubin, aetiopathogenesis, classification and its causes, differential diagnosis, Approach: history taking, Clinical examination, diagnostic testing and management.</p> <p>33) <b>Abdominal Swelling &amp; Ascites:</b> Definition, causes, differential diagnosis, Approach: history taking, Clinical examination, investigations and its evaluation.</p> <p>Ascites: Definition, aetiopathogenesis, evaluation, management and complications.</p> <p>34) <b>Interstitial Cystitis / Bladder Pain Syndrome:</b> Definition, etio-patho genesis, clinical presentation, investigations, diagnostic evaluation, management, complication and prognosis.</p> <p>35) <b>Dysuria:</b> Definitions, etiology, pathophysiology, Assessment and diagnostic evaluation.</p> <p>36) <b>Azotaemia and Urinary Abnormalities:</b> Definitions, aetiology, pathophysiology, assessment and diagnostic evaluation.</p> <p>37) <b>Fluid and Electrolyte Imbalance:</b> Causes, Pathophysiological evaluation, Investigations</p>	
6	deceMBER	Dr. Satish Katkar	Renal and Urinary Tract Dysfunctions		

Sr.N o.		Dr. P R Manjardekar	Viral Diseases	DATE	H <sub>0</sub> urs
1	January		Herpes simplex viruses [HSV] infections		1
2	February,		Varicella-zoster virus (VZV) infection		1
3	March,		Epstein-Barr virus [EBV] Infections		1
4	April, May		Poliovirus Infections		1
5			Measles		1
6			Mumps		1
7			Rabies		1
8			Dengue		1
9			Japanese B Encephalitis		
10			BIRD FLU		2
11			Influenza A H1N1 virus		
12			Chikungunya		1
13			COVID 19 Virus Infection		1
14			Yellow fever		1
15			Smallpox (variola)-pox virus infection		1
16			HIV Infection		
17			Zika virus infection		1
18			Rickettsial infection		1
19			Staphylococcal, streptococcal infections		1
20			Typhoid Fever		1
21			Gastroenteritis		1
22			Cholera		1

7	octomber	Dr. Manjardekar	Haematological alterations	<p>38) <b>Anemia:</b> Definition, applied anatomy &amp; physiology of RBC, regulation of its production; classification, clinical presentation; Approach: History taking, clinical examination, investigations and diagnostic evaluation</p> <p>39) <b>Leucocytosis &amp; Leukopenia:</b> Definition, Aetiology, differential diagnosis.</p>	
---	----------	-----------------	----------------------------	--	--

23		Tetanus	1
24		Anthrax, brucellosis, plague	1
25		Leprosy	1
26		Sexually Transmitted Disease, Syphilis	1

**Medical genetics:**

Sr.N o.	Topic lecture	DATE	HOURS
1	January Dr. Satish Katkar Cytogenetics- definition, classification of chromosomal abnormality		1
2	Down's Syndrome		1
3	Turner's & Klinefelter's Syndrome		1
4	Cystic fibrosis, Huntington's disease & Marfan's syndrome		1
5	Polycystic kidney disease		1
6	Neoplasia		1
7	Rare diseases—basic concept		1
8	Integrating concept of Genetics with Homoeopathy		1
<b>Total</b>			<b>5</b>

**Immunological factors in disease with concept of susceptibility:**

Sr.N o.			Topic lecture	DATE	Hour	
1	May - June	Dr. Satish Katkar	Introduction and Primary & Secondary Immunodeficiency States		1	
2			Hypersensitivity reactions: I,II,III,IV		1	
3			Autoimmune diseases		1	
4			Transplants, Graft rejection			
5			HIV			1
6			Integrating concept of Immunity with Homoeopathy: Susceptibility			1
<b>TOTAL</b>					<b>5</b>	

**DEPARTMENTAL DISTRIBUTION & YEAR PLAN OF THE SYLLABUS**  
 Subject: PRACTICE OF MEDICINE      Class: / III / BHMS ( CBDC batch )  
 Practice of medicine (150+150= 300hours)      Academic Year: -2025-26

Name of the Teacher & Designation	February	March	April	May	June	July
<b>1) DR. P R MANJARDEKAR</b>	1. Introduction- Def of Applied anatomy Physiology of Pulmonology	1. Bronchial Asthma 2. COPD (Hom Therap)	1. Pneumonia 2. Emphysema 3. Bronchiectasis 4. Bronchial Carcinoma 5. Pleural effusion	1. Introduction Biliary system and Jaundice. 2. Viral Hepatitis	1. Alcoholic Liver Diseases 2. Hepatic coma 3. Carcinoma of liver 4. Liver Abscess	1. Amoebic liver Abscess 2. Acute& Chronic Pancreatitis
<b>2) Dr. SATISH KATKAR</b>	1. Introduction Def Applied Anatomy & physiology of Git 2. Stomatitis, Dysphagia, Cardiospasm, Esophagitis	1. Git Hemorrhage 2. Crohn's Disease	1. Malabsorption Syndrome 2. Ulcerative Colitis	1. Ascitis & Peritonitis 2. Diverticular Disease	1. Genetic factor 2. Genetic factor 3. Genetic factor 4. Genetic factor	1. Genetic factor 2. Genetic factor 3. Genetic factor 4. Genetic factor 5. Genetic Diseases and (Hom therap)
<b>3) Dr. Devyani Shinde</b>						

Prof. Dr. Suresh. R. Mair  
 M.Sc., B.M.S., M.D.(Hom), Ph.D  
 Reg No. - 4491  
 Principal & Medical Superintendent

*Dr. Suresh*

**Head of Department**  
 Practice of Medicine  
 and Heredity & Therapy

Kolhapur

Date:

Sign of the Teacher

Counter signature of HOD

**DEPARTMENTAL DISTRIBUTION & YEAR PLAN OF THE SYLLABUS**

Subject: PRACTICE OF MEDICINE

Class: / III / BHMS

Academic Year - 2025-26

Name of the Teacher & Designation	August	September	October	November	December	January
1] DR. P R MANJARDEKAR	1. Immunological Factors in diseases with concept of susceptibility	1. Immunological Factors... 2. Immunological Factors... and (Hom. Therap)	1. Water and Electrolyte 2. Water and Electrolyte	1. (Hom. Therap) 2. (Hom. Therap)	<b>Preliminary Examination</b>	<b>Muhs Final Examination</b>
2] Dr.Satish A. Katkar	1. Disorder due to chemical and physical agent and climatic and environmental factors 2.....//..... 3.....//..... 4.....//.....	1. Disorder due to chemical and physical agent and climatic and environmental factors 2.....//..... 3.....//..... 4.....//.....	1. Disorder due to chemical and physical agent and climatic and environmental factors 2.....//..... 3 Water and Electrolyte 4. Water and Electrolyte 5. Water and Electrolyte	1. Topic and (Hom. Therap) 2. Topic and (Hom. Therap) 3. Topic and (Hom. Therap) 4. Topic and (Hom. Therap)	<b>Preliminary Examination</b>	<b>Muhs Final Examination</b>
3) Dr. Devyani Shinde	1.	1.	1.	1.	1.	<b>Muhs Final Examination</b>


Place: Kolhapur

Date:

Sign of the Teacher

Counter signature of HOD

**DEPARTMENTAL DISTRIBUTION & YEAR PLAN OF THE SYLLABUS**  
 Subject: PRACTICE OF MEDICINE  
 Class: / IV / BHMS  
 (projected academic year planner 1-8-2024-2025)  
 Academic Year - 2025-26

Name of the Teacher & Designation	February	March	April	May	June	July
1) Dr P R MANJARDEKAR	1. Introduction- Def of Applied anatomy Physiology of Pulmonogy 2. Common cold ,coryza 3. Laryngitis & Bronchitis 4. Influenza	1. Lung abscess 2. Tuberculosis 3. Bronchial Asthma 4. COPD (Hom Therap)	1. Pneumonia 2. Emphysema 3. Bronchiectasis 4. Bronchial Carcinoma 5. Pleural effusion	1. ARDS & Cor Pulmonale 2. Occupational lung Disease .....//.....	1. Alcoholic Liver Diseases 2. Hepatic coma 3. Carcinoma of liver 4. Liver Abscess	1. Amoebic liver Abscess 2. Acute & Chronic Pancreatitis 3. Portal vein obstruction 4. Gall stone & Acute cholecystitis 5. Carcinoma of Pancreas
	2) Satish A Katkar	1. Introduction Def Applied Anatomy & physiology of Git 2. Stomatitis, Dysphagia, Cardiospasm, Esophagitis 3. Gastritis, Peptic Ulcer 4. Carcinoma of stomach	1. Git Hemorrhage 2. Crohn's Disease 3. Acute Gastroenteritis 4. Tuberculosis of abdomen and (Hom. Therap)	1. Malabsorption Syndrome 2. Ulcerative Colitis 3. Diarrhoea constipation 4. Intestinal Obstruction	1. Ascitis & Peritonitis 2. Diverticular Disease 3. Hemorrhoid & Fissure 4. Fistula in ano 5 Git (Hom Therap)	1. Genetic factor 2. Genetic factor 3. Genetic factor 4. Genetic factor
3) Dr. Devyani Shinde	Rheumatic Heart diseases Rheumatic heart diseases complications	Acute Rheumatic fever	Ricket	Scurvy	Pellagra Beri Beri	Zerophthalmia Night Blindness
	Prof: Dr. Suresh. R. Nair B.Sc, B.M.S, M.D.(Hom.), Ph.D Reg No- 3491 Principal & Medical Superintendent  Head of Department Practice of Medicine and Homoeopathic					

Place: JAYSINGPUR

Date:

Sign of the Teacher

Counter signature of HOD

## DEPARTMENTAL DISTRIBUTION & YEAR PLAN OF THE SYLLABUS

Subject: PRACTICE OF MEDICINE

Class: / III / BHMS

Academic Year- 2025-26

Name of the Teacher & Designation	August	September	October	November	December	January
<b>1] Dr P R MANJARDEKAR</b>	1. Immunological Factors in diseases with concept of susceptibility 2. Immunological Factors... 3. Immunological Factors... 4. Immunological Factors... 5. Immunology and (Hom. Therap)	1. Immunological Factors... 2. Immunological Factors... 3. Immunological Factors... 4. Immunological Factors... and (Hom. Therap)	1. Immunological Factors... 2. Immunological Factors 3. Water and Electrolyte 4. Water and Electrolyte	1. Water and Electrolyte 2. Water and Electrolyte 3. (Hom. Therap) 4. (Hom. Therap)	1. Preliminary Examination	Muhs Final Examination
<b>2] Dr.Satish A. Katkar</b>	1. Disorder due to chemical and physical agent and climatic and environmental factors 2.....//..... 3.....//..... 4.....//.....	1. Disorder due to chemical and physical agent and climatic and environmental factors 2.....//..... 3.....//..... 4.....//.....	1. Disorder due to chemical and physical agent and climatic and environmental factors 2.....//..... 3 Water and Electrolyte 4. Water and Electrolyte 5. Water and Electrolyte	1. Topic and (Hom. Therap) 2. Topic and (Hom. Therap) 3. Topic and (Hom. Therap) 4. Topic and (Hom. Therap)	1. Preliminary Examination	Muhs Final Examination
<b>1. Dr. Devyami Shinde</b>	Care of newborn Jaundice in Newborn	Nephritis Urinary complaints in pediatrics	Nephrotic syndrome Masrasmus	Malnutritions Bronchiolitis	Bronchoneumonia LBW	Muhs Final Examination

--	--	--	--	--	--	--	--

Place: JAISINGPUR

Date:

Sign of the Teacher

Counter signature of HOD

**Maharashtra university of health sciences ,  
Nashik**

**Homoeopathy faculty**

Academic year 2025-26

DR JJ MAGDUM HOMOEOPATHIC MEDICAL COLLEGE JAYSINGPUR

DEPARTMENT OF ORGANON OF MEDICINE

ACADEMIC ACTIVITIES /WEBINAR /WORKSHOP/CME/IN LAST ONE YEAR

ACADEMIC PLANNER/ ADVANCE TEACHING PLAN

FROM January 2025 to December 2025

SR. NO	Details	CONDUCTED MD 1 and MD 2 FROM January 2025 to December 2025
1	LECTURE	150
2	SYMPOSIUM	06
3	PRACTICAL/CLINIC	260
4	INTERDEPARTMENTAL SEMINAR	4
5	SEMINAR	12
6	CASE PRESENTATION	45
7	JOURNAL CLUB	38
8	WEBINAR	00
9	SEMINAR	02
10	WORKSHOP / CME	01

**H.O.D.**  
A. M. B. S. G.  
Dept. of Organon of Medicine  
& Homoeopathic Philosophy  
& Research Centre, Jaysingpur.  
Dr. J.J. Magdum H.M.C. P.G. Institute

Dr. J. J. Magdum Trust's



## Dr. J. J. MAGDUM HOMOEOPATHIC MEDICAL COLLEGE

Jaysingpur – 416 101, Tal-Shirol, Dist.- Kolhapur (Maharashtra)  
NCH Delhi recognized, Affiliated to AYUSH Delhi & Maharashtra University of Health Science (MUHS), Nashik.

\* Phone No. College: (02322) 227083, Hospital- (02322) 225218 \*  
\* Email [id-jjmhmc1990@gmail.com](mailto:id-jjmhmc1990@gmail.com) \* Established year -1990\*

[Type here]

[Type here]

### INTEGRATED AACTIVITY FOR COMPETENCY BASED ADVANCED TEACHING PROGRAMME- MD PART I

SR NO	MONTH	TOPIC	CONTENT
1.	DECEMBER 2024	Introduction of course Foundation course	-
2.	JANUARY 2025	<b>PAIN:</b> <ul style="list-style-type: none"> <li>Anatomy</li> <li>Clinical approach and differential diagnosis of</li> <li>Bedside investigations/ initial investigations</li> <li>Advice specific investigations to arrive at a final diagnosis</li> <li>Basic principles of history taking integrating with homoeopathic perspective.</li> <li>Miasmatic evaluation</li> <li>Applied materia medica</li> <li>Repertorial approach</li> <li>Posology</li> </ul>	<ul style="list-style-type: none"> <li>Pain pathway, aetiology and types of pain.</li> <li>Clinical approach, differential diagnosis and management of pain. Bedside investigations/ initial investigations for clinical evaluation of pain.</li> <li>Advice specific investigations to arrive at a final diagnosis</li> </ul>
3.	FEBRUARY 2025	<b>CARDIOVASCULAR DISEASES:</b> <ul style="list-style-type: none"> <li>Anatomy</li> <li>Clinical approach and differential diagnosis of</li> <li>Bedside investigations/ initial investigations</li> <li>Advice specific investigations to arrive at a final diagnosis</li> <li>Basic principles of history taking integrating with homoeopathic perspective.</li> <li>Miasmatic evaluation</li> <li>Applied materia medica</li> <li>Repertorial approach</li> <li>Posology</li> </ul>	<ul style="list-style-type: none"> <li>Developmental anatomy of the heart</li> <li>Cardiac cycle in foetus and adults</li> <li>Clinical approach and differential diagnosis of cardinal manifestations of the cardiovascular system like, chest pain, palpitations, breathlessness, (dyspnoea), oedema, cyanosis, pre- syncope, syncope.</li> <li>Bedside investigations/ initial investigations e.g. ECG etc for clinical evaluation of symptomatology</li> <li>Advice specific investigations to arrive at a final diagnosis</li> <li>Basic principles of history taking integrating with homoeopathic perspective.</li> </ul>
4.	MARCH 2025	<b>ALIMENTARY TRACT AND PANCREATIC DISEASES:</b> <ul style="list-style-type: none"> <li>Anatomy</li> <li>Clinical approach and differential diagnosis of</li> <li>Bedside investigations/ initial investigations</li> <li>Advice specific investigations to arrive at a final diagnosis</li> <li>Basic principles of history taking integrating with homoeopathic perspective.</li> <li>Miasmatic evaluation</li> <li>Applied materia medica</li> </ul>	<ul style="list-style-type: none"> <li>Developmental anatomy of Alimentary Tract and Pancreas, functional anatomy, physiology of Liver and biliary tract</li> <li>Process of digestion</li> <li>Clinical approach and differential diagnosis of cardinal manifestations of Alimentary Tract and Pancreas and Liver and Biliary tract like, dysphagia, dyspepsia, nausea, vomiting, indigestion, diarrhoea and constipation, malabsorption, weight loss, gastrointestinal bleeding, abdominal pain, ascites, jaundice, asymptomatic abnormal liver function test, hepatic encephalopathy.</li> <li>Bedside investigations/ initial investigations e.g. Stool examination, blood examination, Radiology etc for clinical evaluation of symptomatology</li> </ul>

Dr. J. J. Magdum Trust's



## Dr. J. J. MAGDUM HOMOEOPATHIC MEDICAL COLLEGE

Jaysingpur – 416 101, Tal-Shirol, Dist.- Kolhapur (Maharashtra)  
 NCH Delhi recognized, Affiliated to AYUSH Delhi & Maharashtra University of Health Science (MUHS), Nashik.

\* Phone No. College: (02322) 227083, Hospital- (02322) 225218 \*  
 \* Email [id-jjmhmc1990@gmail.com](mailto:id-jjmhmc1990@gmail.com) \* Established year -1990\*

[Type here]

[Type here]

		Repertorial approach Posology	<ul style="list-style-type: none"> <li>Advice specific investigations to arrive at a final diagnosis</li> <li>Basic principles of history taking integrating with homoeopathic perspective.</li> </ul>
5.	APRIL 2025	<b>KIDNEY AND GENITOURINARY DISEASE:</b> <ul style="list-style-type: none"> <li>Anatomy</li> <li>Clinical approach and differential diagnosis of</li> <li>Bedside investigations/ initial investigations</li> <li>Advice specific investigations to arrive at a final diagnosis</li> <li>Basic principles of history taking integrating with homoeopathic perspective.</li> <li>Miasmatic evaluation</li> <li>Applied materia medica</li> <li>Repertorial approach</li> <li>Posology</li> </ul>	<ul style="list-style-type: none"> <li>Developmental anatomy of Kidney and Genitourinary system.</li> <li>Physiology of excretion through kidney and urine formation.</li> <li>Clinical approach and differential diagnosis of cardinal manifestations of disorders like urine volume, hematuria, proteinuria, oedema, incontinence Bedside investigations/ initial investigations e.g. X ray abdomen, CT scan, MRI, ultrasonography, urine examination, Radiology etc for clinical evaluation of symptomatology</li> <li>Advice specific investigations to arrive at a final diagnosis</li> <li>Basic principles of history taking integrating homoeopathic perspective.</li> <li>Classification of symptoms</li> <li>Formation of totality of symptoms</li> <li>Miasmatic evolution of disease</li> <li>Applied Materia Medica and appropriate use of Repertory for selection of remedy.</li> </ul>
6.	MAY 2025	1 <sup>st</sup> term exam	-
7.	JUNE 2025	<b>MUSCULOSKELETAL DISEASES:</b> <ul style="list-style-type: none"> <li>Anatomy</li> <li>Clinical approach and differential diagnosis of</li> <li>Bedside investigations/ initial investigations</li> <li>Advice specific investigations to arrive at a final diagnosis</li> <li>Basic principles of history taking integrating with homoeopathic perspective.</li> <li>Miasmatic evaluation</li> <li>Applied materia medica</li> <li>Repertorial approach</li> <li>Posology</li> </ul>	<ul style="list-style-type: none"> <li>Developmental anatomy of Musculoskeletal system, Muscle attachments, nerve innervations and blood supply, types of joints and movements.</li> <li>Clinical approach and differential diagnosis of cardinal manifestations of disorders like joint pain, stiffness, swelling, muscle pain and weakness, wasting, and deformity. Bedside investigations/ initial investigations e.g. Radiology, haematology, immunological test etc for clinical evaluation of symptomatology.</li> <li>Advice specific investigations to arrive at a final diagnosis.</li> <li>Basic principles of history taking integrating homoeopathic perspective.</li> <li>Classification of symptoms</li> <li>Formation of totality of symptoms</li> <li>Miasmatic evolution of disease</li> <li>Applied Materia Medica and appropriate use of Repertory for selection of remedy.</li> </ul>
8.	JULY 2025	<b>RESPIRATORY SYSTEM:</b> <ul style="list-style-type: none"> <li>Anatomy</li> <li>Clinical approach and differential diagnosis of</li> <li>Bedside investigations/ initial investigations</li> <li>Advice specific investigations to arrive at a final diagnosis</li> <li>Basic principles of history taking integrating</li> </ul>	<ul style="list-style-type: none"> <li>Developmental anatomy of the Respiratory system</li> <li>Respiratory cycle and its regulation</li> <li>Pulmonary volumes and capacities</li> <li>Clinical approach and differential diagnosis of cardinal manifestations of Respiratory system like, Cough, Dyspnoea, Expectoration, Chest Pain, Haemoptysis</li> <li>Bedside investigations/ initial investigations e.g. Chest X-ray, Spirometry, etc for clinical evaluation of symptomatology</li> </ul>



Dr. J. J. Magdum Trust's

**Dr. J. J. MAGDUM HOMOEOPATHIC MEDICAL COLLEGE**

Jaysingpur – 416 101, Tal-Shirol, Dist.- Kolhapur (Maharashtra)  
 NCH Delhi recognized, Affiliated to AYUSH Delhi & Maharashtra University of Health Science (MUHS), Nashik.

\* Phone No. College: (02322) 227083, Hospital- (02322) 225218 \*  
 \* Email [id-jjmhmc1990@gmail.com](mailto:jjmhmc1990@gmail.com) \* Established year -1990\*

[Type here]

[Type here]

		<ul style="list-style-type: none"> <li>with homoeopathic perspective.</li> <li>Miasmatic evaluation</li> <li>Applied materia medica</li> <li>Repertorial approach</li> <li>Posology</li> </ul>	<ul style="list-style-type: none"> <li>Advice specific investigations to arrive at a final diagnosis</li> <li>Basic principles of history taking integrating with homoeopathic perspective.</li> </ul>
9.	AUGUST 2025	<b>ENDOCRINE SYSTEM:</b> <ul style="list-style-type: none"> <li>Anatomy</li> <li>Clinical approach and differential diagnosis of</li> <li>Bedside investigations/ initial investigations</li> <li>Advice specific investigations to arrive at a final diagnosis</li> <li>Basic principles of history taking integrating with homoeopathic perspective.</li> <li>Miasmatic evaluation</li> <li>Applied materia medica</li> <li>Repertorial approach</li> <li>Posology</li> </ul>	<ul style="list-style-type: none"> <li>Developmental anatomy of Endocrine glands.</li> <li>Functional anatomy and physiology of hypothalamus, pituitary, thyroid, parathyroid, adrenal gland and endocrine functions of pancreas. Clinical approach, differential diagnosis and cardinal manifestations of endocrinal abnormalities. Bedside investigations/ initial investigations e.g. Hormonal assays, USG, CT scan, MRI etc for clinical evaluation of symptomatology.</li> <li>Advice specific investigations to arrive at a final diagnosis.</li> <li>Basic principles of history taking integrating homoeopathic perspective.</li> <li>Classification of symptoms</li> <li>Formation of totality of symptoms</li> <li>Miasmatic evolution of disease</li> <li>Applied Materia Medica and appropriate use of Repertory for selection of remedy.</li> </ul>
10.	SEPTEMBER 2025	<b>HAEMATOLOGICAL DISORDERS:</b> <ul style="list-style-type: none"> <li>Anatomy</li> <li>Clinical approach and differential diagnosis of</li> <li>Bedside investigations/ initial investigations</li> <li>Advice specific investigations to arrive at a final diagnosis</li> <li>Basic principles of history taking integrating with homoeopathic perspective.</li> <li>Miasmatic evaluation</li> <li>Applied materia medica</li> <li>Repertorial approach</li> <li>Posology</li> </ul>	<ul style="list-style-type: none"> <li>Developmental anatomy of bone marrow.</li> <li>Haematopoiesis in foetus and adult, Immune system and Blood coagulation.</li> <li>Clinical approach, differential diagnosis and cardinal manifestations like dyspnea, bleeding, pallor, hepatosplenomegaly. Bedside investigations/ initial investigations e.g. complete blood count, peripheral blood smear etc., for clinical evaluation of symptomatology.</li> <li>Advice specific investigations to arrive at a final diagnosis.</li> <li>Basic principles of history taking integrating homoeopathic perspective.</li> <li>Classification of symptoms</li> <li>Formation of totality of symptoms</li> <li>Miasmatic evolution of disease</li> <li>Applied Materia Medica and appropriate use of Repertory for selection of remedy.</li> </ul>
11.	OCTOBER 2025	<b>NERVOUS SYSTEM:</b> <ul style="list-style-type: none"> <li>Anatomy</li> <li>Clinical approach and differential diagnosis of</li> <li>Bedside investigations/ initial investigations</li> <li>Advice specific investigations to arrive at a final diagnosis</li> </ul>	<ul style="list-style-type: none"> <li>Developmental anatomy of nervous system.</li> <li>Organization of the nervous system, Basic functions of synapses, neurotransmitters and receptors.</li> <li>Clinical approach, differential diagnosis and cardinal manifestations like faintness, syncope, dizziness, vertigo, headache, weakness, myalgia, sensory disturbances, aphasia, memory loss and dementia, sleep disorders, coma and disorders of movement.</li> </ul>

*Prof. Dr. Suresh. R. Nair*  
 12/09/2024

Prof. Dr. Suresh. R. Nair  
 M.sc, B.M.S, M.D.(Hom.), Ph.D  
 Reg No. 4491

Principal & Medical Superintendent

Dr. J. J. Magdum Trust's

# Dr. J. J. MAGDUM HOMOEOPATHIC MEDICAL COLLEGE

Jaysingpur – 416 101, Tal-Shirol, Dist.- Kolhapur (Maharashtra)

NCH Delhi recognized, Affiliated to AYUSH Delhi & Maharashtra University of Health Science (MUHS), Nashik.

\* Phone No. College: (02322) 227083, Hospital- (02322) 225218 \*

\* Email [id-jjmhmc1990@gmail.com](mailto:id-jjmhmc1990@gmail.com) \* Established year -1990\*

[Type here]

[Type here]

		<ul style="list-style-type: none"> <li>Basic principles of history taking integrating with homoeopathic perspective.</li> <li>Miasmatic evaluation</li> <li>Applied materia medica</li> <li>Repertorial approach</li> <li>Posology</li> </ul>	<ul style="list-style-type: none"> <li>Bedside investigations/ initial investigations e.g. CT scan, MRI etc. for clinical evaluation of symptomatology.</li> <li>Advice specific investigations to arrive at a final diagnosis.</li> <li>Basic principles of history taking integrating homoeopathic perspective.</li> <li>Classification of symptoms</li> <li>Formation of totality of symptoms</li> <li>Miasmatic evolution of disease</li> <li>Applied Materia Medica and appropriate use of Repertory for selection of remedy.</li> </ul>
12.	NOVEMBER 2025	2 <sup>nd</sup> term exam	
13.	DECEMBER 2025	<b>SKIN DISEASE (DERMATOLOGY):</b> <ul style="list-style-type: none"> <li>Anatomy</li> <li>Clinical approach and differential diagnosis of</li> <li>Bedside investigations/ initial investigations</li> <li>Advice specific investigations to arrive at a final diagnosis</li> <li>Basic principles of history taking integrating with homoeopathic perspective.</li> <li>Miasmatic evaluation</li> <li>Applied materia medica</li> <li>Repertorial approach</li> <li>Posology</li> </ul>	<ul style="list-style-type: none"> <li>Developmental anatomy of skin and its layers including sweat glands and hair follicles, Regenerative potential of skin.</li> <li>Clinical approach, differential diagnosis and cardinal manifestations like pruritis, eruptive skin lesions, disorders of pigmentation, types of alopecia. Bedside investigations/ initial investigations e.g. Skin swab, scrapings, skin biopsy, skin prick test etc. for clinical evaluation of symptomatology.</li> <li>Advice specific investigations to arrive at a final diagnosis.</li> <li>Basic principles of history taking integrating homoeopathic perspective.</li> <li>Classification of symptoms</li> <li>Formation of totality of symptoms</li> <li>Miasmatic evolution of disease</li> <li>Applied Materia Medica and appropriate use of Repertory for selection of remedy.</li> </ul>
14.	JANUARY 2026	<b>PSYCHIATRIC DISORDERS:</b> <ul style="list-style-type: none"> <li>Anatomy</li> <li>Clinical approach and differential diagnosis of</li> <li>Bedside investigations/ initial investigations</li> <li>Advice specific investigations to arrive at a final diagnosis</li> <li>Basic principles of history taking integrating with homoeopathic perspective.</li> <li>Miasmatic evaluation</li> <li>Applied materia medica</li> <li>Repertorial approach</li> <li>Posology</li> </ul>	<ul style="list-style-type: none"> <li>Normal Functioning of mind - cognition, conation and affect and factors affecting this function.</li> <li>Clinical approach, differential diagnosis and cardinal manifestations like depressive symptoms, anxiety symptoms, delusions and hallucinations, self-harm. Bedside investigations/ initial investigations for clinical evaluation of symptomatology.</li> <li>Components of mental state examination</li> <li>Advice specific investigations to arrive at a final diagnosis. Basic principles of history taking integrating homoeopathic perspective.</li> <li>Classification of symptoms</li> <li>Formation of totality of symptoms</li> <li>Miasmatic evolution of disease</li> <li>Applied Materia Medica and appropriate use of Repertory for selection of remedy.</li> </ul>
15.	FEBRUARY 2026	<b>FEVER:</b> <ul style="list-style-type: none"> <li>Anatomy</li> <li>Clinical approach and differential diagnosis of</li> <li>Bedside investigations/ initial investigations</li> </ul>	<ul style="list-style-type: none"> <li>Regulation of body temperature.</li> <li>Aetiology and Types of fever.</li> <li>Clinical approach and differential diagnosis of fever. Bedside investigations/ initial investigations, for clinical evaluation of symptomatology.</li> <li>Advice specific investigations to arrive at a final diagnosis.</li> </ul>



Dr. J. J. Magdum Trust's

**Dr. J. J. MAGDUM HOMOEOPATHIC MEDICAL COLLEGE**

Jaysingpur – 416 101, Tal-Shirol, Dist.- Kolhapur (Maharashtra)  
 NCH Delhi recognized, Affiliated to AYUSH Delhi & Maharashtra University of Health Science (MUHS), Nashik.

\* Phone No. College: (02322) 227083, Hospital- (02322) 225218 \*  
 \* Email [id-jjmhm1990@gmail.com](mailto:jjmhm1990@gmail.com) \* Established year -1990\*

		[Type here]	[Type here]
		<ul style="list-style-type: none"> <li>• Advice specific investigations to arrive at a final diagnosis</li> <li>• Basic principles of history taking integrating with homoeopathic perspective.</li> <li>• Miasmatic evaluation</li> <li>• Applied materia medica</li> <li>• Repertorial approach</li> <li>• Posology</li> </ul>	<ul style="list-style-type: none"> <li>• Basic principles of history taking integrating homoeopathic perspective.</li> <li>• Classification of symptoms</li> <li>• Formation of totality of symptoms</li> <li>• Miasmatic evolution of disease</li> <li>• Applied Materia Medica and appropriate use of Repertory for selection of remedy.</li> </ul>
16.	MARCH 2026	<b>MALE REPRODUCTIVE SYSTEM:</b> <ul style="list-style-type: none"> <li>• Anatomy</li> <li>• Clinical approach and differential diagnosis of</li> <li>• Bedside investigations/ initial investigations</li> <li>• Advice specific investigations to arrive at a final diagnosis</li> <li>• Basic principles of history taking integrating with homoeopathic perspective.</li> <li>• Miasmatic evaluation</li> <li>• Applied materia medica</li> <li>• Repertorial approach</li> <li>• Posology</li> </ul>	<ul style="list-style-type: none"> <li>• Developmental anatomy of male Reproductive system, Reproductive and Hormonal functions of the Male.</li> <li>• Clinical approach and differential diagnosis of cardinal manifestations of disorders like infertility. Bedside investigations/ initial investigations e.g. USG Abdomen, semen analysis, hormonal assays etc for clinical evaluation of symptomatology.</li> <li>• Advice specific investigations to arrive at a final diagnosis.</li> <li>• Basic principles of history taking integrating homoeopathic perspective.</li> <li>• Classification of symptoms</li> <li>• Formation of totality of symptoms</li> <li>• Miasmatic evolution of disease</li> <li>• Applied Materia Medica and appropriate use of Repertory for selection of remedy.</li> </ul>
17.	APRIL 2026	<b>FEMALE REPRODUCTIVE SYSTEM:</b> <ul style="list-style-type: none"> <li>• Anatomy</li> <li>• Clinical approach and differential diagnosis of</li> <li>• Bedside investigations/ initial investigations</li> <li>• Advice specific investigations to arrive at a final diagnosis</li> <li>• Basic principles of history taking integrating with homoeopathic perspective.</li> <li>• Miasmatic evaluation</li> <li>• Applied materia medica</li> <li>• Repertorial approach</li> <li>• Posology</li> </ul>	<ul style="list-style-type: none"> <li>• Developmental anatomy of Reproductive system, Reproductive and Hormonal functions of the Male and female.</li> <li>• Clinical approach and differential diagnosis of cardinal manifestations of disorders like menstrual disorders, leucorrhoea and infertility. Bedside investigations/ initial investigations e.g. USG Abdomen, semen analysis, hormonal assays etc for clinical evaluation of symptomatology.</li> <li>• Advice specific investigations to arrive at a final diagnosis.</li> <li>• Basic principles of history taking integrating homoeopathic perspective.</li> <li>• Classification of symptoms</li> <li>• Formation of totality of symptoms</li> <li>• Miasmatic evolution of disease</li> <li>• Applied Materia Medica and appropriate use of Repertory for selection of remedy.</li> </ul>
18.	MAY 2026	University exam (summative assessment)	-



Dr. J. J. Magdum Trust's

## Dr. J. J. MAGDUM HOMOEOPATHIC MEDICAL COLLEGE

Jaysingpur – 416 101, Tal-Shirol, Dist.- Kolhapur (Maharashtra)  
NCH Delhi recognized, Affiliated to AYUSH Delhi & Maharashtra University of Health Science (MUHS), Nashik.  
\* Phone No. College: (02322) 227083, Hospital- (02322) 225218 \*  
\* Email id-jjmhmc1990@gmail.com\* \* Established year -1990\*

### TEACHING PROGRAMME – CBDC MD PART 1

SR NO.	MONTH	TOPIC	CONTENT
1.	DECEMBER 2024	Introduction of course Foundation course	-
2.	JANUARY 2025	Foundation of HMM Concept ,science, philosophy ,application, nature and scope of HMM	-Concept of HMM -Science of HMM
3.	FEBRUARY 2025	Foundation of HMM Concept ,science, philosophy ,application, nature and scope of HMM	-Philosophy of HMM -Nature and scope of HMM -Application of HMM
4.	MARCH 2025	Place of HMM in comparison of other system of medicine and comparison in concept, philosophy, science and application	Comparison of HMM in other system of medicine
5.	APRIL 2025	Foundation of eliciting of symptomatology of HMM and concept of drug proving and its application	-Concept of Artificial Disease and Natural Disease -Eliciting the Symptomatology from Patient
6.	MAY 2025	1 <sup>st</sup> term examination	-
7.	JUNE 2025	Foundation of eliciting of symptomatology of HMM and concept of drug proving and its application	-Eliciting the Symptomatology from Prover -Concept & Application of Drug Proving as Per Direction of Hahnemann and CCRH -Creating Image Of The Drug through Symptom Analysis and Evolution
8.	JULY 2025	Clinical mm concept ,philosophy, constitution, relation with Boerieke, Clarke, Farrington, Pointers to Common Remedy By Tyler, Homoeopathic Therapeutics By Lilienthal Handbook Of MM By T.F.Allen	-Concept and philosophy of clinical MM -Exploring different clinical MM and studying their structures ,concept,philosophy,clinical applications as per listed in above
9.	AUGUST 2025	Application of clinical mm through the study of the clinic pathological correlation and sphere of action and its derivatives.	-Application of Clinical MM in OPD and IPD -Sphere of action through HMM -Symptomatic Classification and -- Evolution Building Drug Image
10.	SEPTEMBER 2025	Physiological action of the remedy and study functional Organization of the remedies through the study of mm and Therapeutics arranged upon a physiological and Pathological basis by Hempel, physiological mm by William Burt and applying it to clinical practice	-Physiological action of remedies and image of drugs -Studying the concept and philosophy of Hempel and William Burt and its application to clinical practice

*R.P.B.*  
*17/09/2025*

*[Signature]*  
Head of Dept.  
Hom. Materia Medica Dept.  
Dr J.J. Magdum H.M.C. & P.G. Institute  
& Research Centre, Jaysingpur.



Dr. J. J. Magdum Trust's

## Dr. J. J. MAGDUM HOMOEOPATHIC MEDICAL COLLEGE

Jaysingpur – 416 101, Tal-Shirol, Dist.- Kolhapur (Maharashtra)

NCH Delhi recognized, Affiliated to AYUSH Delhi & Maharashtra University of Health Science (MUHS), Nashik.

\* Phone No. College: (02322) 227083, Hospital- (02322) 225218 \*

\* Email id-jjmhmc1990@gmail.com\*

\* Established year -1990\*

11.	<b>OCTOBER 2025</b>	Study of the miasm and relating insight into the Clinicopathological action of the drug to miasm and its Evolution along with the different causation by studying The sourcebook, commentary and clinical materia medica.	-Utility of studying miasm in building image of the remedy -Utility of knowledge of miasm in choice, -Differentiation and application of HMM in practice
12.	<b>NOVEMBER 2025</b>	2 <sup>nd</sup> term Examination	
13.	<b>DECEMBER 2025</b>	Concept of causation, bio-psycho-social model of Aetiopathogenesis and its application in the different Expression and symptomatology of HMM through the study of clinical materia medica, sourcebooks and commentator	-Concept of causation as per organon of medicine -Bio-psycho-social concept of aetiopathogenesis. -Application and importance of concept of causation in building image of HMM -Study of concept of causation through different HMM
14.	<b>JANUARY 2026</b>	The structure of mind through the study of basic psychology and integrating with the concept of mind as propagated by Hahnemann, Kent and the Study of Mind from Source Books, By Kent, Tyler and Farrington.	-Structure of mind, mental symptoms, mental state and mental disposition -Study of emotion, intellect and behaviour -Mind as comprehended by Dr Hahnemann and Dr kent -Study of mind of different remedies -Concept of psychodynamic and psychosomatic and application to HMM -study Whitmont, Catherine Coulter, Vithoulkas and Philip Bailey
15.	<b>FEBRUARY 2026</b>	Development and maturation of mind from childhood to Old age-normal characteristics and the relevance and Application to HMM	-Evolutionary study of the man -Studying the evolutionary study of different remedies
16.	<b>MARCH 2026</b>	Study of disposition, constitutions, and temperaments in The concept of HMM	-Concept of disposition, constitution, temperament -Application of above in study of HMM
17.	<b>APRIL 2026</b>	Critical thinking and evolving logic in the study of HMM, Learning the process of data receiving, documenting, Analyzing coming to logical conclusions by synthesis and Abstraction and getting feedback by its application.	-
18.	<b>MAY 2026</b>	University Exam(summative assessment)	-

# Fundamentals of Homoeopathic Philosophy

## Year planner

Name of Teacher- Dr. Arati M.Patil.

MD part 1 (2025-2026)

### Syllabus

1.	August 2025	<b>CURE AND RECOVERY</b> A. Hahnemann's modern concept of cure and protection from Sickness B. Evaluation of the concept of prophylaxis and its critical study in relation to principles of homoeopathic therapeutics	01 01
2.	September 2025	<b>PRESERVATION OF HEALTH</b> A. Physician as preserver of health from historical perspective B. Concepts of primordial and primary prevention of diseases C. Concept of Homoeo-prophylaxis	01 01 01
3.	October 2025	<b>BIPHASIC ACTION OF MEDICINE AND MODERN PHARMACOLOGY</b> A. Concept of primary and secondary action of medicine B. Biphasic action of medicine in modern pharmacology C. Arndt schulz law, Koetshu effect and Concept of Hormesis	02
4.	November 2025	<b>BASICS OF CLASSIFICATION OF DISEASES</b> A. Classification of diseases in history of medicine	

		B. Clinical classification of diseases in homoeopathy	02
5.	December 2025	EXAMINATION OF THE PATIENT AND CASE ANALYSIS. A. Basic component of examination of the Patient Significance of case anamnesis B. Examination of the concepts relevant to case taking and patient examination with special emphasis on concept of auxiliary symptoms	02
6.	January 2026	BASIC OVERVIEW OF SUSCEPTIBILITY IN HOMOEOPATHIC PRACTICE  A. Concept of susceptibility as a vital attribute of life Susceptibility in physiology and pathology and correlation with homoeopathic philosophy B. Concept of Idiosyncrasy	02  01
7.	February 2026	DRUG PROVING  A. Concept of Human Drug proving and necessity to prove the medicine on human beings	01
8.	March 2026	A. Procedure and methodology of drug proving  B. Different concepts and sources of drug proving	03


		C. Criteria of ideal prover, doses for drug proving and the process of recording of symptoms	
--	--	--	--

9.	April 2026	<p>FUNDAMENTAL PRINCIPLES OF HOMOEOPATHY</p> <p>A. Overview of fundamental principles of homeopathy</p> <p>B. Correlation of the fundamental principles with modern concepts of epidemiological and biomolecular sciences</p> <p>C. Synergistic integration of concepts in Homoeopathy as a complete system of therapeutics</p>	01 02
10.	May 2026	<p>PHILOSOPHY OF SUBSTANTIALISM</p> <p>A. Historical review of substantialism and vitalism</p> <p>B. Development of Hahnemann's concept of vital force in light of philosophy of substantialism</p>	02
11.	June 2026	<p>A. Vital force as expressed in functions: In health, in disease, in recovery, in cure.</p> <p>C. Concept of Simple Substance according to Kent</p> <p>D. Corroboration of philosophy of vitalism in context of modern medicine and developmental biology</p>	02
12.	July 2026	LIFE, HEALTH, AND DISEASE	01

		A. Concept of Health as a balanced integral, harmonious function of the vital energy	01
		B. Appraise Disease as a changed condition of life	01
		C. Relevance of Anthropology, Sociology and Culture on life, Health Disease and cure	

Sr.No.	Month	Name of topic	Hours
13.	August 2026	HISTORY OF MEDICINE AND EVOLUTION OF HOMOEOPATHY	
		A. History of medicine in the ancient era	01
		B. History of Medicine in Dark ages and Renaissance	01
		C. Evolution and spread of Homoeopathy in the world	01
14.	September 2026	INFLUENCE OF DIFFERENT SCHOOLS OF PHILOSOPHIES IN EVOLUTION OF HOMOEOPATHIC SYSTEM OF THERAPEUTICS	
		A. General philosophy of the contemporaries like Aristotle, Socrates, Plato and their influence on evolution of homoeopathic philosophy.	01
		B. Review of writings of Hippocrates, Immanuel Kant, Paracelsus and their influence on Hahnemannian Philosophy	01
			01

		<p>C. Influence of Philosophy of Goethe and Francis Bacon on Hahnemann</p> <p>D. Influence of Swedenborg's Philosophy on Kent</p> <p>E. History of Modern medicine and its influence on development of Homoeopathic philosophy</p>	
15.	Oct 2026	<p>GENERAL INTERPRETATION OF HOMOEOPATHIC PHILOSOPHY</p> <p>A. Interpretation of homoeopathic philosophy rests upon the Law of Nature</p> <p>B. Concept of homoeopathy as science as well as an art</p>	<p>01</p> <p>01</p>
16.	Nov 2026	<p>INTRODUCTION TO ORGANON OF MEDICINE</p> <p>A. Necessity and origin of Organon of medicine</p> <p>B. Salient features and ground plan of different editions and construction of Hahnemann's Organon of medicine.</p> <p>C. Role of Logic in ground plan of Organon</p>	<p>01</p> <p>02</p> <p>01</p>

  
**H.O.D.**  
**Dept. of Organon of Medicine**  
**& Homoeopathic Philosophy**  
**Dr. J.J. Magdum H.M.C. P.G. Institute**  
**& Research Centre, Jaysingpur.**

**YEAR PLANNER**

**DEPARTMENT OF ORGANON OF MEDICINE AND HOMOEOPATHIC PHILOSOPHY**

**M.D. PART -II SYLLABUS 2025- 2026**

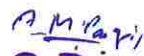
SR. NO.	MONTH	NAME OF TOPIC	NO. OF HOURS	NAME OF TEACHER		
1.	AUG 2025	What has Homoeopathy to offer to young man? – H.A. Roberts	01	DR. AMP		
		Vital Energy in its Universal Application – H.A. Roberts	01			
		The Psychological Point of view – Stuart Close	02			
		General Interpretations – Stuart Close	01			
				The Psychological Point of view - Stuart Close	01	DR. RAJ
				General Interpretations – Stuart Close	01	
				Value of Symptoms – J.T. Kent	02	DR. AP
		The Dose – H.A. Roberts	01			
2.	SEP 2025	Disease Classification :- The Syphilitic Stigma – H.A. Roberts	02	DR. AMP		
		Disease Classification :- Syphilis	01			
		The Unity of Medicine – Stuart Close	01			
		The Development of Hahnemann Philosophy – Stuart Close	01			
				The Unity of Medicine – Stuart Close	01	DR. RAJ
				The Development of Hahnemann Philosophy – Stuart Close	01	
		Posology according to Stuart Close	03	DR. AP		
3.	OCT 2025	Modern Medications and Principles – H.A. Roberts	02	DR. AMP		
		The Law of Cure – H.A. Roberts	01			
		The Drug Potential – Stuart Close	01			
		Study of Philosophy of Healing – C.M. Boger	02			
				The Drug Potential – Stuart Close	01	DR. RAJ
		Study of Philosophy of Healing – C.M. Boger	02			

		Second Prescription – J.T. Kent	01	DR. AP		
		Concept of Disease in Homoeopathy – Dr. Dhawale	02			
		Concept of etiology and constitution – Dr. Dhawale	01			
4.	NOV 2025	Dynamic Action of Drug – H.A. Roberts	01	DR. AMP		
		The Dose – H.A. Roberts	02			
		Chronic Disease and its causes - Ghatak	01			
		Chronic Miasms – J.H. Allen	02			
		Chronic Disease and its causes – Ghatak	01	DR. RAJ		
		Chronic Miasms – J.H. Allen	02			
		Hippocratic concept, Sydenham concept, Era of cellular pathology, Era of bacteriology according to Dr. Dhawale	02	DR. AP		
		Concept of etiology and constitution – Dr. Dhawale	01			
5.	DEC 2025	Examination of Patient – J.T. Kent	02	DR. AMP		
		Characteristics – J.T. Kent	01			
		Notes on Miasm - Ortega	01			
		Chronic Miasm – Phyllis Speight	01			
		Notes on Miasm – Ortega	01	DR. RAJ		
		Chronic Miasm – Phyllis Speight	02			
		Introductory part of Richard Hughes	03	DR. AP		
6.	JAN 2026	Life, Health and Disease – Stuart Close	01	DR. AMP		
		General Pathology of Homoeopathy – Stuart Close	02			
		The Theory of Chronic Diseases according to Dr. Hahnemann	02			
		Classification of Miasms - Dunham	02			
		The Theory of Chronic Diseases according to Dr. Hahnemann	02	DR. RAJ		
		Classification of Miasms – Dunham	02			

		Explain Existentialism, Realism, Naturalism, Pragmatism and Romanticism	01	DR. AP
		Explain Schools of Philosophy according to Stuart Close	01	
		Comparative study of the philosophical and conceptual framework of school of medicine	01	
7.	FEB 2026	The science and art – J.T. Kent	01	DR. AMP
		Chronic Diseases :- Psora – J.T. Kent	02	
		The Scope of Homoeopathy – Stuart Close	01	
		Schools of Philosophy – Stuart Close	02	
		The Scope of Homoeopathy – Stuart Close	01	DR. RAJ
		Schools of Philosophy – Stuart Close	02	
		Law of Similar and its scientific experimental proof, application and corollaries	02	DR. AP
		Study of different modes of man and basic psychology and its implication in understanding Hahnemann concept of man in health	02	
8.	MAR 2026	Idiosyncrasy – J.T. Kent	01	DR. AMP
		Prognosis after observing the action of the remedy – J.T. Kent	02	
		Cure and Recovery – Stuart Close	01	
		Examination of Patient – J.T. Kent	02	
		Cure and Recovery – Stuart Close	01	DR. RAJ
		Examination of Patient – J.T. Kent	02	
		Concept of Miasm, classification of drug on Miasmatic disease – Dr. Allen and Dr. Dunham	02	DR. AP
		Concept of Materia Medica – Dr. Farrington	01	
9.	APR 2026	Protection from Sickness – J.T. Kent	01	DR. AMP
		Homoeopathic Aggravation – J.T. Kent	02	
		Homoeopathic Aggravation – J.T. Kent	02	DR. RAJ

		Life in General and Man in Universe	02	DR. AP
		Quantum theory of molecular and non- medical metaphysics	02	
10.	MAY 2026	The Phenomenological Viewpoint – H.A. Roberts	02	DR. AMP
		Deflected Current – H.A. Roberts	01	
		Deflected Current – H.A. Roberts	01	DR. RAJ
		Concomitant from Dr. Boger and Dr. Boenninghausen	02	DR. AP
		Concordance from different authors	01	
11.	JUN 2026	Classification of Miasms - Dunham	02	DR. AMP
		Disease and drug study in general – J.T. Kent	01	
		Disease and drug study in general – J.T. Kent	01	DR. RAJ
		Miasm and its relation to abnormal growth, suppression of Miasm and their relation to pathology and predisposition	03	DR. AP
12.	JUL 2026	Quantum Doctor – Goswami Amit	01	DR. AMP
		Study in the Philosophy of Healing – C.M. Boger	02	
		Study in the Philosophy of Healing – C.M. Boger	02	DR. RAJ
		Susceptibility, Immunity, Reaction, Immunology and Miasm – Stuart Close	02	DR. AP
13.	AUG 2026	Lesser Writings with Therapeutic Hints – E.A. Farrington	02	DR. AMP
		Lesser Writings – Boenninghausen	01	
		Lesser Writings – Boenninghausen	01	DR. RAJ
14.	SEP 2026	Nosode – T.F. Allen	01	DR. AMP
		Symposium – M.L. Dhawale	02	

		Symposium – M.L. Dhawale	02	DR. RAJ
15.	OCT 2026	Nosode – T.F. Allen	02	DR. AMP
		The Chronic Disease – Dr. Hahnemann	02	
		The Chronic Disease – Dr. Hahnemann	02	DR. RAJ
16.	NOV 2026	Lesser Writings with Therapeutic Hints – E.A. Farrington (to be continued)	02	DR. AMP
		Symposium – M.L. Dhawale (to be continued)	02	
		Symposium – M.L. Dhawale (to be continued)	02	DR. RAJ

  
**H.O.D.**  
 Dept. of Organon of Medicine  
 & Homoeopathic Philosophy  
 Dr. J.J. Magdum H.M.C. P.G. Institute  
 & Research Centre, Jaysingpur.



Dr. J. J. Magdum Trust's  
**Dr. J. J. MAGDUM HOMOEOPATHIC MEDICAL COLLEGE**

Jaysingpur – 416 101, Tal-Shirol, Dist.- Kolhapur (Maharashtra)  
NCH Delhi recognized, Affiliated to AYUSH Delhi & Maharashtra University of Health Science (MUHS), Nashik.

\* Phone No. College: (02322) 227083, Hospital- (02322) 225218 \*

\* Email id-jjmhmc1990@gmail.com\*  
\* Established year -1990\*

**ACADEMIC YEAR 2024- 2025**  
**FROM 1<sup>ST</sup> JANUARY 2025 TO 31<sup>ST</sup> DECEMBER 2025**  
**HOMOEOPATHIC MATERIA MEDICA DEPARTMENT**  
**ACADEMIC PLANNER/ ADVANCED TEACHING PLAN FOR MD PART – 2**

Sr. No	Month	Name Of Topic	No Of Lectures
1.	JANUARY	<ul style="list-style-type: none"><li>✓ Theory of Biochemic system of Medicine and Biochemic Medicines</li><li>✓ Group study of HomMateriaMedica</li><li>✓ Comparative Materia Medica: from symptomatic, regional location, closely coming drug pictures and group symptoms.</li><li>✓ Application of Materia Medica in field of Medicine Surgery and Gynecology-Obst</li><li>✓ Mother Tinctures, Nosodes (including Bowel Nosodes), Sarcodes and Bach Flower therapy</li><li>✓ Repertorial Techniques for the evolution of the Drug Pictures from Symptoms (Kent,BBCR,Boger,Boericke Repertory)</li><li>✓ Hom MateriaMedica of acute illnesses &amp; Emergencies</li></ul>	18
2.	FEBRUARY	Abrotanum , Cinnamonum , Morphinum Aethusa cynapium , Cistus c ,Murex Acetic Acid , Citrus v , Mygale, Aconitum napellus ,Clematis , Myrica Aloe socotrina , Cobaltum , Natrum mur, Alumen , Coca , Natrum carb, Alumina , Cocainum , Natrum phos, Ambra grisea , Coccinella, Septempunctate Natrum sulph, Ammonium Muriaticum, Coccus cacti, Nit acid, Ammonium carb , Colchicum , Naja tripudians, Anacardium orient , Collinsonia c , Napathaline, Antimonium crudum , Condurango , Natrumars, Antimonium, Tartaricum, Comocladia d , Niccolum	12
3.	MARCH	Acetanilidum , Curare (worare) , Ornithogalum, Apis mellifica , Convellaria majus ,Nux moschata, Argentum metallicum , Copavia ,Nux vomica,Argentum nitricum , Corallium , Opium, Arnica Montana , Cornus , Ocium canum, Aresenicum album , Crategus ,Oenathes, Aurum metallicum ,Crocus sativa , Oleander, Actearacemosa , Croton tig , Oleum animale Abies canadensis , Cubeba , Onosmodium, Abies nigra , Cuprum aceticum , Oophorinum, Acalypha indica ,Cuprum arsenitumActeaspicata , Cyclamen ,Oxalic acidAdonis vernalis , Cyripedium , Phos acid	20
4.	APRIL	Adrenalin , Cardus marianus , Phosphorus, Aesculus hippoca ,Cephalandra Indica , Platina met,Agaricus muscarius , Digitalis p ,Plumbum met,Agnus castus , Drossera r , Psorinum, Ailanthus g , Dulcumara , Pulsatilla n Agraphis n , Daphne indica , Paeonia, Aletris farinose , Diosorea villosa , Palladium, Alfalfa , Diphtherium , Pareiara brava, Ammoniacum d , Dolichos pruriens ,Paris quadrifolia, Ammonium brom ,Duboisia , Passiflora incarnate , Ammonium benzoicum, Dysentri co , Pertussin,Ammonium iod , Euphrasia , Petroleum, Ammonium phos , Echinacea r ,Phellandrium.	18
5.	MAY	Amyl nitrate , Elaps corallines , PhysostigmaAnthracinum , Elaterium e , Picricum acid Angustura , Erigeron l c , Pilocarpus micro, Antim ars , Eucalyptus g , Piper nigrum, Antipyrine , Eugenia jambos, Pituitary gland Apium graveolans	16





Dr. J. J. Magdum Trust's  
**Dr. J. J. MAGDUM HOMOEOPATHIC MEDICAL COLLEGE**

Jaysingpur – 416 101, Tal-Shirol, Dist.- Kolhapur (Maharashtra)  
NCH Delhi recognized, Affiliated to AYUSH Delhi & Maharashtra University of Health Science (MUHS), Nashik.

\* Phone No. College: (02322) 227083, Hospital- (02322) 225218 \*

\* Email id-jjmhmc1990@gmail.com\*

\* Established year -1990\*

		, Euonymus , Pixliquida, Apocynum , Eupatorium perf , Plantago major, Aralia racemosa , Eupatorium purpu , Podophyllum Aranea diadema , Euphoria , Pothos foetidus, Arsenicum brom , Euphorbium , Ptelea, Arsenicum hydrog , Eupion , Pyrogenium, Arsenicum iod , Ferrum metallicum , Quercus g spiritus Arsenicum sulph , Fluoricum acidum , Rheum, Artemesia vulgaris , Fagopyrum , Rhus toxicodendron	
6.	JUNE	Arum triph , Feltauri , Radium bromide, Asafoetida , Ferrum ars , Ranunculus bulbosus, Asarum europ , Ferrum magnetium , Ranuncululus sceleratus, Asparagus , Ferrum mur , Raphanus, Aspidosperma , Ferrum iod , Ratanhia, Asteria rubens , Ferrum phos , Rhododendron, Aurum arsenic , Ferrum picricum , Rhus aromatic, Aurum murnat , Ficus relig , Rhus glabra, Aurum iod , Filix mas , Rhus venenata, Avena sativa , Formalin , Robinia, Alstonia , Formica rufa , Rosa damascene, Arsenic sulphflav , Fraxinus americana , Rumex crispus, Allium sativa , Gallium acid , Ruta graveolens Baryta carb , Gelsemium , Rauwolfolia	16
7.	JULY	Barytamur , Graphites , Sambucus nigra, Belladonna , Gambogia, Saguinaria canadensis, Borax , Ginseng , Sepia, Bryonia alba , Glonoine , Stannum met, Bromium , Gnaphalium , Staphysagria, Bacillinum , Granatum , Silicea, Badiaga , Gratiola , Squilla maritime, Baptisia T M, Grinadelia , Stramonium, Baryta acetic , Guaiacum , Sulphur, Baryta iodata , Gymnem asylvestre , Sulphuric acid, Bellis perinnis , Hellebores niger , Syphilinum, Benzium , Hepar sulphurium , Sabadilla, Benzoic acid , Hyoscyamus , Sabal serrulat	18
8.	AUGUST	Berberis vulgaris , Hamamelis v , Sabina, Bismuthum , Hekla lava , Saccharum officinale, Blatta orientalis , Helonias , Salicylicum acidum, Boric acid , Heloderma , Sanicula aqua, Bothrops I , Hurabrazili , Sarasaparilla, Bovista , Hydrangea , Secale cornatum, Brachyglottis , Hydrastiscanadensis , Selenium, Bufo , Hydrocotyle , Senecio aureus, Butyric acid , Hydrocyanic acid , Senega, Calcarea carb , Hydrophobinum , Senna Calcere fluorica , Hypericum , Serum anguillae, Calcarea phos , Ignatia , Solanum lycopersicum, Camphora , Ipecacuanha , Solidago virga	20
9.	SEPTEMBER	Cannabis indica , Iodum , Spartium scoparium, Cannabis sativa , Iberis , Spigelia, Capsicum , Indigo , Spongia tosta, Carbo animalis , Insulin , Stictapul, Carbo vegetabilis , Iodoformum , Strontia carb, Causticum , Iris vers , Strophanthus hispidus, Chamomilla , Jaborandi , Strychnium Chellidonium maj , Jalapa , Sulphur iodatum, Cicutavirosa , Jatropa Symphytum, Cina , Justicia adhatoda , Syzygium jambolanum, Cinchona officinalis , Kali bichromicum , Tabacum, Cocculus indica , Kali carbonicum , Tarantula Hispania, Coffeacrua , Kali phosphoricum , Thuja occidentalis, Colocynthis , Kreosotum , Tuberculinum.	16
10.	OCTOBER	Conium mac, Kali arsenicum , Tarentula cubensis, Crotalus horridus , Kali brom , Taraxacum, Cuprum metallicum , Kali chlor, Tellurium, Cactus grandiflorum , Kali cyanatum , Terebinthina, Cadmium sulph , Kali hydroiodicum , Teucriummarum v, Caladium , Kali mur , Thallium, Calcarea acetica , Kali nitricum , Theridion, Calcarea ars , Kali sulph , Thiosinaminum, Calcarea iod , Kalmia lati , Thlaspi bursa p, Calcarea silicate Lachesis , Thyrodinum, Calcarea sulph , Ledum pal , Trifolium p, Calendula , Lithium carbonium , Trillium pendulum, Canchalagua , Lycopodium clav , Trintrotolene, Cantharis , Lac canium , Trombidium	18
11.	NOVEMBER	Carbolicum acid , Lac defloratum , Terminalia Arjuna, Carduus benedictus , Lactium acid , Tinospor Cordifolia, Carlsbad , Lapis alb , Uranium nitricum, Cascara sag , Lathyrus , Urticaurens, Chelone , Merc sol , Viburnum opulum,	18





**Dr. J. J. Magdum Trust's**  
**Dr. J. J. MAGDUM HOMOEOPATHIC MEDICAL COLLEGE**

Jaysingpur - 416 101, Tal-Shirol, Dist.- Kolhapur (Maharashtra)  
NCH Delhi recognized, Affiliated to AYUSH Delhi & Maharashtra University of Health Science (MUHS), Nashik.  
\* Phone No. College: (02322) 227083, Hospital- (02322) 225218 \*  
\* Email id-jjmhmc1990@gmail.com\*

\* Established year -1990\*

		Cascarilla , Latrodectus mac , Ustilago, Carcinocin ,Lauroserasus , Veratrum alb,Castanea vesica , Lecithin , Veratrum viride Caulophyllum, Lemna minor , Vaccinium, Ceanothus , Liliun tigrinum , Valeriana, Cedron s , Lobelia inflata , Vanadium, Chaparro a ,Lycopus v , Variolinum, Chenopodium A , Medorrhinum, Verbascum, Chenopodium V , Menyathes , Vespa rabro	
12.	DECEMBER	Chimphilla umbel, Mezereum , Vinca minor,Chininum ars , Moschus , Viola odorata, Chininum sulph , Muriatic acid, Viola tricolor Chionanthus , Magnesia carb ,Vipera, Chloroform , Magnesia mur , Viscum album, Chlorum , Mephitis , Wyethia, Cholesterinum , Mercurius corrosives , Xanthoxylum,Chromic acid , Mercurius cyanatus , X-ray, Chrysarobinum , Mercurius sulph , Yucca,Cimex ,Mercurius iod , Zincum met, Cincaria ,Mercurius iodruher , Zincum v, Cinnaberis m , Millefolium , Zingiber	18

**ACADEMIC DETAILS- ACTIVITY/ WEBINAR/ WORKSHOP/ CME/ ACTIVITIES**

<b>Sr. No</b>	<b>Details</b>	<b>Total no. of activities in hours</b>
1.	Lectures	208
2.	Clinic	360
3.	Inter-Departmental seminars	64
4.	Seminar	12
5.	Case presentation/ Tutorial	50
6.	Journal club	20



DR. J.J.MAGDUM HOMOEOPATHIC MEDICAL COLLEGE, JAYSINGPUR

ACADEMIC YEAR 2025-2026

FROM 1<sup>ST</sup> JUNE 2025 TO 31<sup>ST</sup> MARCH 2026

REPERTORY DEPARTMENT

ACADEMIC PLANNER/ ADVANCED TEACHING PLAN FOR MD Part – II

MONTH	DR.A.S.KOGNOLE	DR.G.S.SAYYAD	DR.A.R.GURAV
JUNE 2025	Understanding Computerized Repertories – Their Creators, Philosophy, Utility, Approach to Materia Medica and Limitations.  Comparative Analysis of different softwares - CARA Software	Kent's Repertory Knerr's Repertory Berridge Eye Repertory Journal Club Presentation Case Presentation	Allen's Therapeutic Fever Case Presentation Journal Club Presentation
JULY 2025	Understanding Computerized Repertories – Their Creators, Philosophy, Utility, Approach to Materia Medica and Limitations.	Gentry's Concordance Repertory Therapeutic Pocket Book Minton's Uterine Therapeutic of Repertory Journal Club Presentation Case Presentation Synopsis Discussion	Complete Repertory Case Presentation Journal Club Presentation
AUGUST 2025	Understanding the relationship between Organon, Materia Medica and Repertory and understanding how the integration of the three helps in creation of repertory.	Lippe's Repertory Hering's Analytical Repertory of Mind Yingling's Acoucher Manual Journal Club Presentation Synopsis Discussion	Murphy's Repertory Case Presentation Journal Club Presentation

SEPTEMBER 2025	Jugal Kishor's Repertory Concept of Rubric, Sub-Rubrics, The General Plan and Arrangement in various repertories.	Respiratory Organs by Nash Journal Club Presentation Synopsis Discussion Case presentation	Phatak's Repertory Case Presentation Journal Club Presentation
OCTOBER 2025	Classical Approaches of Boenninghausen's repertory including their life work, concept of totality, philosophy, construction, adaptability, special features and criticism.	Repertory of Desires and Aversions Bell's Diarrhoea BBCR Journal Club Presentation Case Presentation Synopsis Discussion	Synthesis Repertory Case Presentation Journal Club Presentation
NOVEMBER 2025	Classical Approach of Boger's repertory including their life work, concept of totality, philosophy, construction, adaptability, special features and criticism.	Boger's Synoptic Key Journal Club Presentation Case Presentation	Clarke's Repertory Case Presentation Journal Club Presentation
DECEMBER 2025	Classical Approach of Kent's repertory including their life work, concept of totality, philosophy, construction, adaptability, special features and criticism.	Times of Remedies and Moon Phases Journal Club Presentation Case Presentation	Boericke's Repertory Case Presentation Journal Club Presentation

  
17/11/2026

Prof. Dr. Suresh. R. Nair  
M.sc, B.M.S, M.D.(Hom.), Ph.D  
Reg No.- 4491  
Principal & Medical Superintendent



H.O.D.  
DEPARTMENT OF REPERTORY  
DR. J.J.M.H.M.C. JAYSINGPUR

JANUARY 2026	Comparative Analysis of different softwares – RADAR Software	Sensation As if if by H.A.Roberts Repertory Journal Club Presentation Case Presentation	Robert's Rheumatic Remedies Case Presentation Journal Club Presentation
FEBRUARY 2026	Comparative Analysis of different softwares - HOMPETH Software	Lippe's Repertory Journal Club Presentation Case Presentation	Synthetic Repertory Case Presentation Journal Club Presentation
MARCH 2026	Card Repertories – Evolution and Working Methods of Card Repertories.	General Analysis Journal Club Presentation Case Presentation	Borland's Pneumonia Case Presentation Journal Club Presentation
APRIL 2026	Jugal Kishor's Card Repertory, Hatta's Card Repertory	Boger's Synoptic Key Journal Club Presentation Case Presentation	Future Scope of Repertories – Identifying future methods of use of repertory for study of material medica – their clinical conditions at mental and physical level Case Presentation Journal Club Presentation
MARCH 2026	Concept of Rubric, Sub-Rubrics, The General Plan and Arrangement in various repertories.	Kent's Repertory Journal Club Presentation Case Presentation	Synthesis Repertory Case Presentation Journal Club Presentation

*Rsh*  
14/1/2026

Prof. Dr. Suresh. R. Nair  
M.Sc, B.M.S, M.D.(Hom.), Ph.D

Reg No.- 4491

Principal & Medical Superintendent

*[Signature]*

H.O.D.

DEPARTMENT OF REPERTORY  
DR. J.J.M.H.M.C. JAYSINGPUR

DR. J.J.MAGDUM HOMOEOPATHIC MEDICAL COLLEGE, JAYSINGPUR

ACADEMIC YEAR 2024-2025

FROM 1<sup>ST</sup> JANUARY 2025 TO 31<sup>ST</sup> DECEMBER 2025

REPERTORY DEPARTMENT

ACADEMIC PLANNER/ ADVANCED TEACHING PLAN FOR MD Part – I (CBDC BATCH)

MONTH	DR.A.S.KOGNOLE
JANUARY 2025	<p><b>1. CONCEPT OF REPERTORY IN HOMOEOPATHY</b></p> <p>Correlation of Repertory as a database of symptoms based on the Materia Medica.</p> <p>Repertory as a decision making tool to demonstrate evidence based homeopathic practice.</p> <p><b>2. HISTORICAL EVOLUTION OF REPERTORIES</b></p> <p>Background behind need of repertory.</p> <p>Concepts and development of various kinds of repertories.</p> <p>Historical evolution of repertories.</p> <p>Scientific background of development of repertories.</p>
FEBRUARY 2025	<p><b>2. HISTORICAL EVOLUTION OF REPERTORIES</b></p> <p>Background behind need of repertory.</p> <p>Concepts and development of various kinds of repertories.</p> <p>Historical evolution of repertories.</p> <p>Scientific background of development of repertories.</p> <p><b>3. TERMINOLOGIES</b></p> <p>Genesis of terminologies used in the repertories such as Boenninghausen, Kent, Boger, Boericke, Murphy, Synthesis, Synthetic, Knerr.</p> <p>Interpretation of terminologies used in the repertories such as Boenninghausen, Kent, Boger, Boericke, Murphy, Synthesis, Synthetic, Knerr.</p>

<p>MARCH 2025</p>	<p><b>3. TERMINOLOGIES</b></p> <p>Genesis of terminologies used in the repertories such as Boenninghausen, Kent, Boger, Boericke, Murphy, Synthesis, Synthetic, Knerr.</p> <p>Interpretation of terminologies used in the repertories such as Boenninghausen, Kent, Boger, Boericke, Murphy, Synthesis, Synthetic, Knerr.</p> <p><b>4. SYMPTOMATOLOGY</b></p> <p>Various types of symptoms.</p> <p>Classification of symptoms as per masters' philosophies.</p> <p>Representation of these symptoms in various repertories.</p>
<p>APRIL 2025</p>	<p><b>5. CASE TAKING IN VARIOUS SETTINGS AND SITUATIONS</b></p> <p>Define case taking, purpose and objectives of case taking in different settings and scenarios.</p> <p>Understanding of process of arriving at clinical diagnosis and differential diagnosis.</p> <p>Science and Art of case taking in different types of acute cases.</p> <p>Science and Art of case taking in non – communicable chronic, psychosomatic diseases, mental diseases, etc.</p> <p>Identify the pace of progression of disease, susceptibility of patient, patient as a person, why the person is suffering.</p> <p>Arrive at a set of symptoms that need to be repertorised.</p>
<p>MAY 2025</p>	<p><b>5. CASE TAKING IN VARIOUS SETTINGS AND SITUATIONS</b></p> <p>Define case taking, purpose and objectives of case taking in different settings and scenarios.</p> <p>Understanding of process of arriving at clinical diagnosis and differential diagnosis.</p> <p>Science and Art of case taking in different types of acute cases.</p> <p>Science and Art of case taking in non – communicable chronic, psychosomatic diseases, mental diseases, etc.</p> <p>Identify the pace of progression of disease, susceptibility of patient, patient as</p>

	<p>a person, why the person is suffering.</p> <p>Arrive at a set of symptoms that need to be repertorised.</p>
JUNE 2025	<p><b>6. ANALYSIS AND EVALUATION OF SYMPTOMS</b></p> <p>Symptom analysis as per philosophies of different masters.</p> <p>Evaluation of symptoms as per the philosophies of Boenninghausen, Kent and Boger.</p>
JULY 2025	<p><b>6. ANALYSIS AND EVALUATION OF SYMPTOMS</b></p> <p>Symptom analysis as per philosophies of different masters.</p> <p>Evaluation of symptoms as per the philosophies of Boenninghausen, Kent and Boger.</p>
AUGUST 2025	<p><b>7. CASE ANALYSIS</b></p> <p>Identify case category – acute / chronic, mental / physical, miasmatic / surgical.</p> <p>Classify acute case, chronic case.</p> <p>Classify type of mental disease, physical disease.</p> <p>Classify miasmatic nature of the case.</p> <p>Define the scope of homoeopathy in each case.</p>
SEPTEMBER 2025	<p><b>7. CASE ANALYSIS</b></p> <p>Identify case category – acute / chronic, mental / physical, miasmatic / surgical.</p> <p>Classify acute case, chronic case.</p> <p>Classify type of mental disease, physical disease.</p> <p>Classify miasmatic nature of the case.</p> <p>Define the scope of homoeopathy in each case.</p>

Month	DR.A.S.KOGNOLE	DR.G.S.SAYYAD	DR.A.R.GURAV
OCTOBER 2025	<p><b>8. REPERTORISATION</b></p> <p>Discuss concept of Repertorization.</p> <p>Arrange the symptoms as per the philosophy applicable for the case.</p> <p>Identify cases which don't need philosophical repertorisation.</p> <p>Explore different methods &amp; technique of repertorization described by various master's writings.</p> <p>Apply different methods and technique of repertorization in various cases of different scenarios.</p> <p>Organise symptoms as per the demand of philosophical approach in RS &amp; PDF.</p> <p>Demonstrate the logic applied in creating RS &amp; PDF filters.</p>	<p><b>9. EVOLUTION – PLAN – CONSTRUCTION – APPLICATION OF PHILOSOPHICAL REPERTORIES</b></p> <ul style="list-style-type: none"> <li>• Boenninghausen's Therapeutic Pocket Book – T.F. Allen</li> <li>• Repertory of the Homoeopathic Materia Medica – J. T. Kent</li> </ul> <p>Source and origin of repertory with the editions.</p> <p>Background the author and its influence on the essence of that repertory.</p> <p>Chapters in the repertory.</p> <p>Structure of the rubrics represented in the repertory.</p> <p>Years of publication of the editions, difference in various editions and reason behind the editions.</p> <p>Unique rubrics.</p> <p>Number of remedies in the repertory.</p> <p>Utility of philosophical repertory in specific conditions.</p> <p>Observe, document and correlates the verbal and</p>	<p><b>9. EVOLUTION – PLAN – CONSTRUCTION – APPLICATION OF PHILOSOPHICAL REPERTORIES</b></p> <ul style="list-style-type: none"> <li>• Boger</li> <li>• Boenninghausen's Characteristic Repertory – C. M. Boger</li> </ul> <p>Source and origin of repertory with the editions.</p> <p>Background the author and its influence on the essence of that repertory.</p> <p>Chapters in the repertory.</p> <p>Structure of the rubrics represented in the repertory.</p> <p>Years of publication of the editions, difference in various editions and reason behind the editions.</p> <p>Unique rubrics.</p> <p>Number of remedies in the repertory.</p> <p>Utility of philosophical repertory in specific</p>

		<p>non – verbal communication and give a logical meaning to the expression.</p> <p>Cross references suggested are checked for appropriateness to the symptoms of the case.</p> <p>Utility in specific conditions.</p> <p>Limitation of the utility in specific conditions.</p>	<p>conditions.</p> <p>Observe, document and correlates the verbal and non – verbal communication and give a logical meaning to the expression.</p> <p>Cross references suggested are checked for appropriateness to the symptoms of the case.</p> <p>Utility in specific conditions.</p> <p>Limitation of the utility in specific conditions.</p>
NOVEMBER 2025	<p><b>8. REPERTORISATION</b></p> <p>Discuss concept of Repertorization.</p> <p>Arrange the symptoms as per the philosophy applicable for the case.</p> <p>Identify cases which don't need philosophical repertorisation.</p> <p>Explore different methods &amp; technique of repertorization described by various master's writings.</p> <p>Apply different methods and</p>	<p><b>9. EVOLUTION – PLAN – CONSTRUCTION – APPLICATION OF PHILOSOPHICAL REPERTORIES</b></p> <ul style="list-style-type: none"> <li>• Boenninghausen's Therapeutic Pocket Book – T.F. Allen</li> <li>• Repertory of the Homoeopathic Materia Medica – J. T. Kent</li> </ul> <p>Source and origin of repertory with the editions.</p> <p>Background the author and its influence on the essence of that repertory.</p>	<p><b>9. EVOLUTION – PLAN – CONSTRUCTION – APPLICATION OF PHILOSOPHICAL REPERTORIES</b></p> <ul style="list-style-type: none"> <li>• Boger</li> <li>• Boenninghausen's Characteristic Repertory – C. M. Boger</li> </ul> <p>Source and origin of repertory with the editions.</p> <p>Background the author and its influence on the essence of that repertory.</p> <p>Chapters in the</p>

	<p>technique of repertorization in various cases of different scenarios.</p> <p>Organise symptoms as per the demand of philosophical approach in RS &amp; PDF.</p> <p>Demonstrate the logic applied in creating RS &amp; PDF filters.</p>	<p>Chapters in the repertory.</p> <p>Structure of the rubrics represented in the repertory.</p> <p>Years of publication of the editions, difference in various editions and reason behind the editions.</p> <p>Unique rubrics.</p> <p>Number of remedies in the repertory.</p> <p>Utility of philosophical repertory in specific conditions.</p> <p>Observe, document and correlates the verbal and non – verbal communication and give a logical meaning to the expression.</p> <p>Cross references suggested are checked for appropriateness to the symptoms of the case.</p> <p>Utility in specific conditions.</p> <p>Limitation of the utility in specific conditions.</p>	<p>repertory.</p> <p>Structure of the rubrics represented in the repertory.</p> <p>Years of publication of the editions, difference in various editions and reason behind the editions.</p> <p>Unique rubrics.</p> <p>Number of remedies in the repertory.</p> <p>Utility of philosophical repertory in specific conditions.</p> <p>Observe, document and correlates the verbal and non – verbal communication and give a logical meaning to the expression.</p> <p>Cross references suggested are checked for appropriateness to the symptoms of the case.</p> <p>Utility in specific conditions.</p> <p>Limitation of the utility in specific conditions.</p>
	<p><b>8. REPERTORISATION</b></p> <p>Discuss concept of</p>	<p><b>9. EVOLUTION – PLAN – CONSTRUCTION – APPLICATION OF</b></p>	<p><b>9. EVOLUTION – PLAN – CONSTRUCTION – APPLICATION OF</b></p>

DECEMBER  
2025

Repertorization.

Arrange the symptoms as per the philosophy applicable for the case.

Identify cases which don't need philosophical repertorisation.

Explore different methods & technique of repertorization described by various master's writings.

Apply different methods and technique of repertorization in various cases of different scenarios.

Organise symptoms as per the demand of philosophical approach in RS & PDF.

Demonstrate the logic applied in creating RS & PDF filters.

#### PHILOSOPHICAL REPERTORIES

- Boenninghausen's Therapeutic Pocket Book – T.F. Allen
- Repertory of the Homoeopathic Materia Medica – J. T. Kent

Source and origin of repertory with the editions.

Background the author and its influence on the essence of that repertory.

Chapters in the repertory.

Structure of the rubrics represented in the repertory.

Years of publication of the editions, difference in various editions and reason behind the editions.

Unique rubrics.

Number of remedies in the repertory.

Utility of philosophical repertory in specific conditions.

Observe, document and correlates the verbal and non – verbal communication and give a

#### PHILOSOPHICAL REPERTORIES

- Boger Boenninghausen's Characteristic Repertory – C. M. Boger

Source and origin of repertory with the editions.

Background the author and its influence on the essence of that repertory.

Chapters in the repertory.

Structure of the rubrics represented in the repertory.

Years of publication of the editions, difference in various editions and reason behind the editions.

Unique rubrics.

Number of remedies in the repertory.


Utility of philosophical repertory in specific conditions.

Observe, document and correlates the verbal and non – verbal

		<p>logical meaning to the expression.</p> <p>Cross references suggested are checked for appropriateness to the symptoms of the case.</p> <p>Utility in specific conditions.</p> <p>Limitation of the utility in specific conditions.</p>	<p>communication and give a logical meaning to the expression.</p> <p>Cross references suggested are checked for appropriateness to the symptoms of the case.</p> <p>Utility in specific conditions.</p> <p>Limitation of the utility in specific conditions.</p>
--	--	--	---



**H.O.D.**  
**DEPARTMENT OF REPERTORY**  
**DR. J.J.M.H.M.C. JAYSINGPUR**

  
 14/1/2026

**Prof. Dr. Suresh. R. Nair**  
 M.sc, B.M.S, M.D.(Hom.), Ph.D  
 Reg No.- 4491  
**Principal & Medical Superintendent**

MD - 1<sup>ST</sup> CBDC BATCH ACADEMIC YEAR 2025

REPERTORY DEPARTMENT

FACULTY-DR. GAZALA SAYYAD (JOURNAL CLUB PRESENTATION) MONDAY

Sr.No.	DATE	DAY	TOPIC NAME	NAME OF STUDENT
1	27-1-25	MONDAY	CHEST PAIN	DR PRANALI
2	3-2-25	MONDAY	ABDOMINAL PAIN	DR ADITYA
3	10-2-25	MONDAY	HEADACHE	DR SADIKA
4	17-2-25	MONDAY	BACK AND NECK PAIN	DR ABHISHEK
5	24-2-25	MONDAY	FEVER TYPES	DR RAJKIRAN
6	03-3-25	MONDAY	FAINTNESS, SYNCOPE, DIZZINESS, VERTIGO	DR SHRUTI
7	10-3-25	MONDAY	WEAKNESS, MYALGIAS, IMBALANCE	DR PRANALI
8	24-3-25	MONDAY	NUMBNESS, TINGLING, SENSORYLOSS	DR ADITYA
9	7-4-25	MONDAY	ACUTE CONFUSIONAL STATES	DR SADIKA
10	21-4-25	MONDAY	APHASIAS	DR ABHISHEK
11	28-4-25	MONDAY	MEMORY LOSS AND DEMENTIA	DR RAJKIRAN
12	5-5-25	MONDAY	SLEEP DISORDER	DR SHRUTI
13	19-5-25	MONDAY	DYSPNOEA	DR PRANALI
14	26-5-25	MONDAY	COUGH AND HEMOPTYSIS	DR ADITYA
15	2-6-25	MONDAY	CYANOSIS	DR SADIKA
16	09-06-25	MONDAY	EDEMA	DR ABHISHEK
17	16-6-25	MONDAY	SHOCK	DR RAJKIRAN
18	23-6-25	MONDAY	DYSPHAGIA	DR SHRUTI
19	30-6-25	MONDAY	NAUSEA, VOMITTING, INDIGESTION	DR PRANALI
20	7-7-25	MONDAY	DIARRHOEA AND CONSTIPATION	DR ADITYA
21	14-7-25	MONDAY	WEIGHTLOSS	DR SADIKA
22	21-7-25	MONDAY	GASTROINTESTINAL BLEEDING	DR ABHISHEK
23	28-7-25	MONDAY	JAUNDICE	DR RAJKIRAN
24	4-8-25	MONDAY	ABDOMINAL SWELLING AND ASCITES	DR SHRUTI
25	11-8-25	MONDAY	INCONTINENCE AND LOWER URINARY SYMPTOMS	DR PRANALI
26	18-8-25	MONDAY	URINARY ABNORMALITIES	DR ADITYA
27	25-8-25	MONDAY	ERECTILE DYSFUNCTION	DR SADIKA
28	8-9-25	MONDAY	DISTURBANCES OF MENSTRUATION	DR ABHISHEK
29	15-9-25	MONDAY	LEUCORRHOEA	DR RAJKIRAN
30	29-9-25	MONDAY	HIRSUTISM	DR SHRUTI
31	6-10-25	MONDAY	INFERTILITY	DR PRANALI
32	13-10-25	MONDAY	ITCHING	DR ADITYA
33	27-10-25	MONDAY	ERUPTIONS	DR SADIKA
34	3-11-25	MONDAY	DISORDERS OF PIGMENTATIONS	DR ABHISHEK
35	10-11-25	MONDAY	ANAEMIA AND BLEEDING	DR RAJKIRAN
36	17-11-25	MONDAY	ENLARGEMENT OF LYMPHNODES AND SPLEEN	DR SHRUTI

*[Signature]*

H.O.D.

DEPARTMENT OF REPERTORY  
DR. J.J.M.H.M.C. JAYSINGPUR

*[Signature]*  
14/11/2026

Prof. Dr. Suresh. R. Nair  
M.sc, B.M.S, M.D.(Hom.), Ph.D  
Reg No.- 4491

Principal Superintendent

MD - 1<sup>ST</sup> CBDC BATCH ACADEMIC YEAR 2025

REPERTORY DEPARTMENT

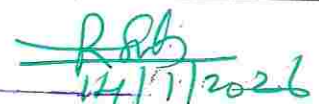
FACULTY- DR GAZALA SAYYAD (JOURANL CLUB) MONDAY

SR NO	DATE	DAY	TOPIC	STUDENT
1.	17/11/25	MONDAY	INFERTILITY	DR PRANALI
2.	24/11/25	MONDAY	INFERTILITY CONT	CONT
3.	01/12/25	MONDAY	ITCHING	DR ADITYA
4.	08/12/25	MONDAY	ITCHING CONT	CONT
5.	15/12/25	MONDAY	ERUPTIONS	DR SADIKA <sup>s</sup>
6.	22/12/25	MONDAY	ERUPTIONS CONT	CONT
7.	29/12/25	MONDAY	DISORDERS OF PIGMENTATION	DR ABHISHE
8.	05/01/26	MONDAY	DISORDERS OF PIGMENTATION CONT	CONT
9.	12/01/26	MONDAY	BLEEDING	DR RAJKIRA
10.	19/01/26	MONDAY	BLEEDING CONT	CONT
11.	26/01/26	MONDAY	VITAMIN A DEFICIENCY	DR PRANALI
12.	02/02/26	MONDAY	CONT	CONT
13.	09/02/26	MONDAY	VITAMIN D DEFICIENCY	DR ADITYA
14.	16/02/26	MONDAY	CONT	CONT
15.	23/02/26	MONDAY	VITAMIN K DEFICIENCY	DR SADIKA
16.	02/03/26	MONDAY	CONT	CONT
17.	09/03/26	MONDAY	VITAMIN E DEFICIENCY	DR ABHISHE
18.	16/03/26	MONDAY	CONT	CONT
19.	23/03/26	MONDAY	ASCITES	DR RAJKIRA
20.	30/03/26	MONDAY	ASCITES CONT	CONT
21.	06/03/26	MONDAY	INDIGESTION	DR PRANALI
22.	13/04/26	MONDAY	INDIGESTION CONT	CONT
23.	20/04/26	MONDAY	MALNUTRITION	DR ADITYA
24.	27/04/26	MONDAY	MALNUTRITION CONT	CONT



H.O.D.

DEPARTMENT OF REPERTORY  
DR. J.J.M.H.M.C. JAYSINGPUR

  
14/11/2026

Prof. Dr. Suresh. R. Nair  
M.sc./B.M.S, M.D.(Hom.), Ph.D  
Reg No.- 4491

Principal & Vice-Chancellor Superintendent

M D – 1<sup>ST</sup> CBDC BATCH ACADEMIC YEAR 2025

REPERTORY DEPARTMENT

FACULTY- DR GAZALA SAYYAD (GROUP DISCUSSION) TUESDAY

Sr. No.	DATE	DAY	TOPIC NAME	NAME OF STUDENT
1	27-1-25	MONDAY	CHEST PAIN	Dr PRANALI
2	3-2-25	MONDAY	ABDOMINAL PAIN	DR ADITYA
3	10-2-25	MONDAY	HEADACHE	DR SADIKA
4	17-2-25	MONDAY	BACK AND NECK PAIN	DR ABHISHEK
5	24-2-25	MONDAY	FEVER TYPES	DR RAJKIRAN
6	3-3-25	MONDAY	FAINTNESS, SYNCOPE, DIZZINESS,VERTIGO	DR SHRUTI
7	10-3-25	MONDAY	WEAKNESS ,MYALGIAS, IMBALANCE	DR PRANALI
8	24-3-25	MONDAY	NUMBNESS ,TINGLING ,SENSORY LOSS	DR ADITYA
9	7-4-25	MONDAY	ACUTE CONFUSIONAL STATES	DR SADIKA
10	21-4-25	MONDAY	APHASIAS	DR ABHISHEK
11	28-4-25	MONDAY	MEMORY LOSS AND DEMENTIA	DR RAJKIRAN
12	5-5-25	MONDAY	SLEEP DISORDER	DR SHRUTI
13	19-5-25	MONDAY	DYSPNOEA	DR PRANALI
14	26-5-25	MONDAY	COUGH AND HEMOPTYSIS	DR ADITYA
15	2-6-25	MONDAY	CYANOSIS	DR SADIKA
16	09-06-25	MONDAY	EDEMA	DR ABHISHEK
17	16-6-25	MONDAY	SHOCK	DR RAJKIRAN
18	23-6-25	MONDAY	DYSPHAGIA	DR SHRUTI
19	30-6-25	MONDAY	NAUSEA, VOMITTING ,INDIGESTION	DR PRANALI
20	7-7-25	MONDAY	DIARRHOEA AND CONSTIPATION	DR ADITYA
21	14-7-25	MONDAY	WEIGHT LOSS	DR SADIKA
22	21-7-25	MONDAY	GASTROINTESTINAL BLEEDING	DR ABHISHEK
23	28-7-25	MONDAY	JAUNDICE	DR RAJKIRAN
24	4-8-25	MONDAY	ABDOMINAL SWELLING AND ASCITES	DR SHRUTI
25	11-8-25	MONDAY	INCONTINENCE AND LOWER URINARY SYMPTOMS	DR PRANALI
26	18-8-25	MONDAY	URINARY ABNORMALITIES	DR ADITYA
27	25-8-25	MONDAY	ERECTILE DYSFUNCTION	DR SADIKA
28	8-9-25	MONDAY	DISTURBANCES OF MENSTRUATION	DR ABHISHEK
29	15-9-25	MONDAY	LEUCORRHOEA	DR RAJKIRAN
30	29-9-25	MONDAY	HIRSUTISM	DR SHRUTI
31	6-10-25	MONDAY	INFERTILITY	DR PRANALI
32	13-10-25	MONDAY	ITCHING	DR ADITYA
33	27-10-25	MONDAY	ERUPTIONS	DR SADIKA
34	3-11-25	MONDAY	DISORDERS OF PIGMENTATIONS	DR ABHISHEK
35	10-11-25	MONDAY	ANAEMIA AND BLEEDING	DR RAJKIRAN
36	17-11-25	MONDAY	ENLARGEMENT OF LYMPH NODES AND SPLEEN	DR SHRUTI

*(Signature)*

H.O.D.  
DEPARTMENT OF REPERTORY  
DR. J.J.M.H.M.C. JAYSINGPUR

*(Signature)*  
17/11/2026

Prof. Dr. Suresh. R. Nair  
M.sc, B.M.S, M.D.(Hom.), Ph.D  
Reg.No- 4491  
Principal & Medical Superintendent

MD - 1<sup>ST</sup> CBDC BATCH ACADEMIC YEAR 2025

REPERTORY DEPARTMENT


FACULTY- DR GAZALA SAYYAD (GROUP DISCUSSION) TUESDAY

SR NO	DATE	DAY	TOPIC	STUDENT
1.	18/11/25	TUESDAY	INFERTILITY	DR PRANALI
2.	25/11/25	TUESDAY	INFERTILITY CONT	CONT
3.	02/12/25	TUESDAY	ITCHING	DR ADITYA
4.	09/12/25	TUESDAY	ITCHING CONT	CONT
5.	16/12/25	TUESDAY	ERUPTIONS	DR SADIKA
6.	23/12/25	TUESDAY	ERUPTIONS CONT	CONT
7.	30/12/25	TUESDAY	DISORDERS OF PIGMENTATION	DR ABHISHE
8.	06/01/26	TUESDAY	DISORDERS OF PIGMENTATION CONT	CONT
9.	13/01/26	TUESDAY	BLEEDING	DR RAJKIRA
10.	20/01/26	TUESDAY	BLEEDING CONT	CONT
11.	27/01/26	TUESDAY	VITAMIN A DEFICIENCY	DR PRANALI
12.	03/02/26	TUESDAY	CONT	CONT
13.	10/02/26	TUESDAY	VITAMIN D DEFICIENCY	DR ADITYA
14.	17/02/26	TUESDAY	CONT	CONT
15.	24/02/26	TUESDAY	VITAMIN K DEFICIENCY	DR SADIKA
16.	03/03/26	TUESDAY	CONT	CONT
17.	10/03/26	TUESDAY	VITAMIN E DEFICIENCY	DR ABHISHE
18.	17/03/26	TUESDAY	CONT	CONT
19.	24/03/26	TUESDAY	ASCITES	DR RAJKIRA
20.	31/03/26		ASCITES CONT	CONT
21.	07/04/26	TUESDAY	INDIGESTION	DR PRANALI
22.	14/04/26	TUESDAY	INDIGESTION CONT	CONT
23.	21/04/26	TUESDAY	MALNUTRITION	DR ADITYA
24.	28/04/26	TUESDAY	MALNUTRITION CONT	CONT



H.O.D.

DEPARTMENT OF REPERTORY  
DR. J.J.M.H.M.C. JAYSINGPUR

  
14/1/2026


Prof. Dr. Suresh. R. Nair  
M.sc, B.M.S, M.D.(Hom.), Ph.D  
Reg No. 4491  
Principal & Medical Superintendent

M D – 1<sup>ST</sup> CBDC BATCH ACADEMIC YEAR 2025

REPERTORY DEPARTMENT

FACULTY- DR GAZALA SAYYAD (JOURANL CLUB) MONDAY

SR NO	DATE	DAY	TOPIC	STUDENT
1.	17/11/25	MONDAY	INFERTILITY	DR PRANALI
2.	24/11/25	MONDAY	INFERTILITY CONT	CONT
3.	01/12/25	MONDAY	ITCHING	DR ADITYA
4.	08/12/25	MONDAY	ITCHING CONT	CONT
5.	15/12/25	MONDAY	ERUPTIONS	DR SADIKA
6.	22/12/25	MONDAY	ERUPTIONS CONT	CONT
7.	29/12/25	MONDAY	DISORDERS OF PIGMENTATION	DRABHISHE
8.	05/01/26	MONDAY	DISORDERS OF PIGMENTATION CONT	CONT
9.	12/01/26	MONDAY	BLEEDING	DR RAJKIRA
10.	19/01/26	MONDAY	BLEEDING CONT	CONT
11.	26/01/26	MONDAY	VITAMIN A DEFICIENCY	DR PRANALI
12.	02/02/26	MONDAY	CONT	CONT
13.	09/02/26	MONDAY	VITAMIN D DEFICIENCY	DR ADITYA
14.	16/02/26	MONDAY	CONT	CONT
15.	23/02/26	MONDAY	VITAMIN K DEFICIENCY	DR SADIKA
16.	02/03/26	MONDAY	CONT	CONT
17.	09/03/26	MONDAY	VITAMIN E DEFICIENCY	DR ABHISHE
18.	16/03/26	MONDAY	CONT	CONT
19.	23/03/26	MONDAY	ASCITES	DR RAJKIRA
20.	30/03/26	MONDAY	ASCITES CONT	CONT
21.	06/03/26	MONDAY	INDIGESTION	DR PRANALI
22.	13/04/26	MONDAY	INDIGESTION CONT	CONT
23.	20/04/26	MONDAY	MALNUTRITION	DR ADITYA
24.	27/04/26	MONDAY	MALNUTRITION CONT	CONT

  
14/1/2026

Prof. Dr. Suresh. R. Nair  
M.Sc, B.M.S, M.D.(Hom.), Ph.D  
Reg No.- 4491  
Principal & Medical Superintendent

DR. J.J.MAGDUM HOMOEOPATHIC MEDICAL COLLEGE, JAYSINGPUR

ACADEMIC YEAR 2024-2025

FROM 1<sup>ST</sup> JANUARY 2025 TO 31<sup>ST</sup> DECEMBER 2025

REPERTORY DEPARTMENT

ACADEMIC PLANNER/ ADVANCED TEACHING PLAN FOR MD Part – I (CBDC BATCH)

MONTH	Dr. Seema P. Jain
JANUARY 2025	<p><b>(I) INTRODUCTION TO THE PRACTICE OF EVIDENCE-BASED MEDICINE.</b></p> <p>(a) Concept of evidence-based practice and its importance in Homoeopathy in relation to Repertory.</p> <p>(b) Importance of developing an ethical base while adhering to the above with relation to repertory.</p>
FEBRUARY 2025	<p><b>(II) DEVELOPING A BASIC CLINICAL APPROACH. ALL THE FOLLOWING CONTENT MUST BE DELIVERED THROUGH CLINICAL CASES OR PRESENTATION.</b></p> <p>(a) Correlative study of Normal structure and function to reveal Structural and functional integrity in Health and understanding the clinical and Hahnemannian concept of health through clinical cases.</p> <p>(b) Role of Control Systems (Psycho-Neuro-Endocrine axis and the Reticuloendothelial System) in the maintenance of Health and initiating the process of breakdown and onset of illness.</p> <p>(c) Different components which influence health at individual, family and community level leading to insight into preventive and community medicine through Hahnemannian philosophy of holistic health.</p> <p>(d) Concept of predisposition and disposition and its influence on development of diseases and application to repertory.</p> <p>(e) Bio-psycho-social and environmental model of Etiology and correlating with the Hahnemannian concept of causation and evolution of disease and repertory.</p>
MARCH 2025	<p>(f) Development of a Symptom as an indication of loss of functional competence followed by loss of structural integrity – the pathogenesis of symptom formation and the Hahnemannian concept of disease and its expression and application to repertory.</p> <p>(g) Clinico-pathological correlations and the concept of a syndrome and its utility in</p>

<p>MAY 2025</p>	<p><b>(III) STUDYING THE CARDINAL MANIFESTATIONS OF DISEASE THROUGH THEIR PATHO-PHYSIOLOGY WITH HAHNEMANNIAN CLASSIFICATION OF SYMPTOMS AND MIASMATIC CLASSIFICATION AND REPRESENTATION IN REPERTORY THROUGH CLINICAL CASES AND BEDSIDE</b></p> <p>(a) Pain</p> <ul style="list-style-type: none"> <li>i. Pain: Patho-physiology</li> <li>ii. Chest Pain</li> <li>iii. Abdominal pain</li> <li>iv. Headache</li> <li>v. Back and Neck pain</li> </ul>
<p>JUNE 2025</p>	<p>(b) Fever-types</p> <p>(c) Alteration in Nervous system functions</p> <ul style="list-style-type: none"> <li>i. Faintness, syncope, dizziness, vertigo</li> <li>ii. Weakness, myalgias, imbalance</li> <li>iii. Numbness, tingling and sensory loss</li> <li>iv. Acute confusional states</li> <li>v. Aphasias</li> <li>vi. Memory loss and dementia</li> <li>vii. Sleep disorder</li> </ul>
<p>JULY 2025</p>	<p>(d) Alteration in Respiratory and Circulation</p> <ul style="list-style-type: none"> <li>i. Dyspnoea</li> <li>ii. Cough and hemoptysis</li> <li>iii. Cyanosis</li> <li>iv. Edema</li> <li>v. Shock</li> </ul> <p>(e) Alteration in Gastrointestinal functions</p> <ul style="list-style-type: none"> <li>i. Dysphagia</li> <li>ii. Nausea, vomiting, indigestion</li> </ul>

	(e) Eating disorders
<b>NOVEMBER 2025</b>	(V) INTERPRETATIONS OF LABORATORY AND RADIOLOGICAL INVESTIGATIONS (a) Haematology - All basic tests (b) Serology (c) Biochemistry (d) Microbiology
<b>DECEMBER 2025</b>	(e) Special tests – Hormonal Assays – Thyroid function tests, LH, FSH, Prolactin, TORCH, Triple marker, IgG/ IgM, HLA B27, Beta HCG, Anti-thyroid antibodies, Anti-cardiolipin antibodies. (f) Basis Concepts of Radio Imaging like X-rays, CT, MRI (g) USG (h) ECG (Basic applications)



**H.O.D.**  
DEPARTMENT OF REPERTORY  
DR. J.J.M.H.M.C. JAYSINGPUR



**Prof. Dr. Suresh. R. Nair**  
M.Sc, B.M.S, M.D.(Hom.), Ph.D  
Reg No.- 4491  
Principal & Medical Superintendent



Dr. J. J. Magdum Trust's

# Dr. J. J. MAGDUM HOMOEOPATHIC MEDICAL COLLEGE

Jaysingpur - 416 101, Tal-Shirol, Dist - Kolhapur (Maharashtra)  
 NCH Delhi recognized, Affiliated to AYUSH Delhi & Maharashtra University of Health Science (MUHS), Nashik

\* Phone No. College: (02322) 227083, Hospital- (02322) 225218 \*  
 \* Email [id-jjmhmc1990@gmail.com](mailto:id-jjmhmc1990@gmail.com) \* Established year -1990\*

[Type here]

[Type here]

## INTEGRATED AACTIVITY FOR COMPETENCY BASED ADVANCED TEACHING PROGRAMME- MD PART I

SR NO	MONTH	TOPIC	CONTENT
1.	DECEMBER 2024	Introduction of course Foundation course	-
2.	JANUARY 2025	<b>PAIN:</b> <ul style="list-style-type: none"> <li>Anatomy</li> <li>Clinical approach and differential diagnosis of</li> <li>Bedside investigations/ initial investigations</li> <li>Advice specific investigations to arrive at a final diagnosis</li> <li>Basic principles of history taking integrating with homoeopathic perspective.</li> <li>Miasmatic evaluation</li> <li>Applied materia medica</li> <li>Repertorial approach</li> <li>Posology</li> </ul>	<ul style="list-style-type: none"> <li>Pain pathway, aetiology and types of pain.</li> <li>Clinical approach, differential diagnosis and management of pain. Bedside investigations/ initial investigations for clinical evaluation of pain.</li> <li>Advice specific investigations to arrive at a final diagnosis</li> </ul>
3.	FEBRUARY 2025	<b>CARDIOVASCULAR DISEASES:</b> <ul style="list-style-type: none"> <li>Anatomy</li> <li>Clinical approach and differential diagnosis of</li> <li>Bedside investigations/ initial investigations</li> <li>Advice specific investigations to arrive at a final diagnosis</li> <li>Basic principles of history taking integrating with homoeopathic perspective.</li> <li>Miasmatic evaluation</li> <li>Applied materia medica</li> <li>Repertorial approach</li> <li>Posology</li> </ul>	<ul style="list-style-type: none"> <li>Developmental anatomy of the heart</li> <li>Cardiac cycle in foetus and adults</li> <li>Clinical approach and differential diagnosis of cardinal manifestations of the cardiovascular system like, chest pain, palpitations, breathlessness, (dyspnoea), oedema, cyanosis, pre- syncope, syncope.</li> <li>Bedside investigations/ initial investigations e.g. ECG etc for clinical evaluation of symptomatology</li> <li>Advice specific investigations to arrive at a final diagnosis</li> <li>Basic principles of history taking integrating with homoeopathic perspective.</li> </ul>
4.	MARCH 2025	<b>ALIMENTARY TRACT AND PANCREATIC DISEASES:</b> <ul style="list-style-type: none"> <li>Anatomy</li> <li>Clinical approach and differential diagnosis of</li> <li>Bedside investigations/ initial investigations</li> <li>Advice specific investigations to arrive at a final diagnosis</li> <li>Basic principles of history taking integrating with homoeopathic perspective.</li> <li>Miasmatic evaluation</li> </ul>	<ul style="list-style-type: none"> <li>Developmental anatomy of Alimentary Tract and Pancreas, functional anatomy, physiology of Liver and biliary tract</li> <li>Process of digestion</li> <li>Clinical approach and differential diagnosis of cardinal manifestations of Alimentary Tract and Pancreas and Liver and Biliary tract like, dysphagia, dyspepsia, nausea, vomiting, indigestion, diarrhoea and constipation, malabsorption, weight loss, gastrointestinal bleeding, abdominal pain, ascites, jaundice, asymptomatic abnormal liver function test, hepatic encephalopathy.</li> </ul>

Prof. Dr. Suresh. R. Nair

M.Sc, B.M.S, M.D.(Hom.), Ph.D

Reg No.- 4491

Principal & Medical Superintendent

Head of Department  
Practice of Medicine

Prof. Dr. Suresh. R. Nair

M.Sc, B.M.S, M.D.(Hom.), Ph.D

Reg No.- 4491

Principal & Medical Superintendent



Dr. J. J. Magdum Trust's

# Dr. J. J. MAGDUM HOMOEOPATHIC MEDICAL COLLEGE

Jaysingpur - 416 101, Tal-Shiroli, Dist. - Kolhapur (Maharashtra)  
 NCH Delhi recognized, Affiliated to AYUSH Delhi & Maharashtra University of Health Science (MUHS), Nashik.

\* Phone No. College: (02322) 227083, Hospital- (02322) 225218 \*

\* Email [id-jjmhm1990@gmail.com](mailto:jjmhm1990@gmail.com)

\* Established year -1990\*

[Type here]

[Type here]

		<ul style="list-style-type: none"> <li>Applied materia medica</li> <li>Repertorial approach</li> <li>Posology</li> </ul>	Bedside investigations/ initial investigations e.g. Stool examination, blood examination, Radiology etc for clinical evaluation of symptomatology <ul style="list-style-type: none"> <li>Advice specific investigations to arrive at a final diagnosis</li> <li>Basic principles of history taking integrating with homoeopathic perspective.</li> </ul>
5.	APRIL 2025	<b>KIDNEY AND GENTOURINARY DISEASE:</b> <ul style="list-style-type: none"> <li>Anatomy</li> <li>Clinical approach and differential diagnosis of</li> <li>Bedside investigations/ initial investigations</li> <li>Advice specific investigations to arrive at a final diagnosis</li> <li>Basic principles of history taking integrating with homoeopathic perspective.</li> <li>Miasmatic evaluation</li> <li>Applied materia medica</li> <li>Repertorial approach</li> <li>Posology</li> </ul>	<ul style="list-style-type: none"> <li>Developmental anatomy of Kidney and Genitourinary system.</li> <li>Physiology of excretion through kidney and urine formation.</li> <li>Clinical approach and differential diagnosis of cardinal manifestations of disorders like urine volume, hematuria, proteinuria, oedema, incontinence</li> <li>Bedside investigations/ initial investigations e.g. X ray abdomen, CT scan, MRI, ultrasonography, urine examination, Radiology etc for clinical evaluation of symptomatology</li> <li>Advice specific investigations to arrive at a final diagnosis</li> <li>Basic principles of history taking integrating homoeopathic perspective.</li> <li>Classification of symptoms</li> <li>Formation of totality of symptoms</li> <li>Miasmatic evolution of disease</li> <li>Applied Materia Medica and appropriate use of Repertory for selection of remedy.</li> </ul>
6.	MAY 2025	1 <sup>st</sup> term exam	-
7.	JUNE 2025	<b>MUSCULOSKELETAL DISEASES:</b> <ul style="list-style-type: none"> <li>Anatomy</li> <li>Clinical approach and differential diagnosis of</li> <li>Bedside investigations/ initial investigations</li> <li>Advice specific investigations to arrive at a final diagnosis</li> <li>Basic principles of history taking integrating with homoeopathic perspective.</li> <li>Miasmatic evaluation</li> <li>Applied materia medica</li> <li>Repertorial approach</li> <li>Posology</li> </ul>	<ul style="list-style-type: none"> <li>Developmental anatomy of Musculoskeletal system, Muscle attachments, nerve innervations and blood supply, types of joints and movements.</li> <li>Clinical approach and differential diagnosis of cardinal manifestations of disorders like joint pain, stiffness, swelling,</li> <li>muscle pain and weakness, wasting, and deformity. Bedside investigations/ initial investigations e.g. Radiology, haematology, immunological test etc for clinical evaluation of symptomatology.</li> <li>Advice specific investigations to arrive at a final diagnosis.</li> <li>Basic principles of history taking integrating homoeopathic perspective.</li> <li>Classification of symptoms</li> <li>Formation of totality of symptoms</li> <li>Miasmatic evolution of disease</li> <li>Applied Materia Medica and appropriate use of Repertory for selection of remedy.</li> </ul>
8.	JULY 2025	<b>RESPIRATORY SYSTEM:</b> <ul style="list-style-type: none"> <li>Anatomy</li> <li>Clinical approach and differential diagnosis of</li> <li>Bedside investigations/ initial investigations</li> </ul>	<ul style="list-style-type: none"> <li>Developmental anatomy of the Respiratory system</li> <li>Respiratory cycle and its regulation</li> <li>Pulmonary volumes and capacities</li> <li>Clinical approach and differential diagnosis of cardinal manifestations of Respiratory system like, Cough, Dyspnoea, Expectoration, Chest Pain, Haemoptysis</li> </ul>

Prof. Dr. Suresh. R. Nair  
 M.Sc, B.M.S, M.D.(Hom.), Ph.D  
 Reg No.- 4491

Principal & Medical Superintendent



Dr. J. J. Magdum Trust's

# Dr. J. J. MAGDUM HOMOEOPATHIC MEDICAL COLLEGE

Jaysingpur - 416 101, Tal-Shirol, Dist. - Kolhapur (Maharashtra)  
NCH Delhi recognized, Affiliated to AYUSH Delhi & Maharashtra University of Health Science (MUHS), Nashik.

\* Phone No. College: (02322) 227083, Hospital- (02322) 225218 \*

\* Email [id-jjmhmc1990@gmail.com](mailto:id-jjmhmc1990@gmail.com)

\* Established year -1990\*

		[Type here]	[Type here]
		<ul style="list-style-type: none"> <li>Advice specific investigations to arrive at a final diagnosis</li> <li>Basic principles of history taking integrating with homoeopathic perspective.</li> <li>Miasmatic evaluation</li> <li>Applied materia medica</li> <li>Repertorial approach</li> <li>Posology</li> </ul>	<ul style="list-style-type: none"> <li>Bedside investigations/ initial investigations e.g. Chest X-ray, Spirometry, etc for clinical evaluation of symptomatology</li> <li>Advice specific investigations to arrive at a final diagnosis</li> <li>Basic principles of history taking integrating with homoeopathic perspective.</li> </ul>
9.	AUGUST 2025	<p><b>ENDOCRINE SYSTEM:</b></p> <ul style="list-style-type: none"> <li>Anatomy</li> <li>Clinical approach and differential diagnosis of</li> <li>Bedside investigations/ initial investigations</li> <li>Advice specific investigations to arrive at a final diagnosis</li> <li>Basic principles of history taking integrating with homoeopathic perspective.</li> <li>Miasmatic evaluation</li> <li>Applied materia medica</li> <li>Repertorial approach</li> <li>Posology</li> </ul>	<ul style="list-style-type: none"> <li>Developmental anatomy of Endocrine glands.</li> <li>Functional anatomy and physiology of hypothalamus, pituitary, thyroid, parathyroid, adrenal gland and endocrine functions of pancreas. Clinical approach, differential diagnosis and cardinal manifestations of endocrinal abnormalities.</li> <li>Bedside investigations/ initial investigations e.g. Hormonal assays, USG, CT scan, MRI etc for clinical evaluation of symptomatology.</li> <li>Advice specific investigations to arrive at a final diagnosis.</li> <li>Basic principles of history taking integrating homoeopathic perspective.</li> <li>Classification of symptoms</li> <li>Formation of totality of symptoms</li> <li>Miasmatic evolution of disease</li> <li>Applied Materia Medica and appropriate use of Repertory for selection of remedy.</li> </ul>
10.	SEPTEMBER 2025	<p><i>Roh</i></p> <p><b>HAEMATOLOGICAL DISORDERS:</b></p> <ul style="list-style-type: none"> <li>Anatomy</li> <li>Clinical approach and differential diagnosis of</li> <li>Bedside investigations/ initial investigations</li> <li>Advice specific investigations to arrive at a final diagnosis</li> <li>Basic principles of history taking integrating with homoeopathic perspective.</li> <li>Miasmatic evaluation</li> <li>Applied materia medica</li> <li>Repertorial approach</li> <li>Posology</li> </ul>	<ul style="list-style-type: none"> <li>Developmental anatomy of bone marrow.</li> <li>Haematopoiesis in foetus and adult, Immune system and Blood coagulation.</li> <li>Clinical approach, differential diagnosis and cardinal manifestations like dyspnea, bleeding, pallor, hepatosplenomegaly.</li> <li>Bedside investigations/ initial investigations e.g. complete blood count, peripheral blood smear etc., for clinical evaluation of symptomatology.</li> <li>Advice specific investigations to arrive at a final diagnosis</li> <li>Basic principles of history taking integrating homoeopathic perspective.</li> <li>Classification of symptoms</li> <li>Formation of totality of symptoms</li> <li>Miasmatic evolution of disease</li> <li>Applied Materia Medica and appropriate use of Repertory for selection of remedy.</li> </ul>
11.	OCTOBER 2025	<p><b>NERVOUS SYSTEM:</b></p> <ul style="list-style-type: none"> <li>Anatomy</li> <li>Clinical approach and differential diagnosis of</li> </ul>	<ul style="list-style-type: none"> <li>Developmental anatomy of nervous system.</li> <li>Organization of the nervous system, Basic functions of synapses, neurotransmitters and receptors.</li> </ul>

Prof. Dr. Suresh. R. Nair  
M.sc, B.M.S, M.D.(Hom.), Ph.D

Reg No. - 4491

Principal & Medical Superintendent



**Dr. J. J. MAGDUM HOMOEOPATHIC MEDICAL COLLEGE**

Jaysingpur - 416 101, Tal-Shirol, Dist - Kolhapur (Maharashtra)  
 NCH Delhi recognized, Affiliated to AYUSH Delhi & Maharashtra University of Health Science (MUHS), Nashik

\* Phone No. College: (02322) 227083, Hospital- (02322) 225218 \*  
 \* Email [id-jjhmc1990@gmail.com](mailto:jjhmc1990@gmail.com) \* Established year -1990\*

		[Type here]	[Type here]
		<ul style="list-style-type: none"> <li>• Bedside investigations/ initial investigations</li> <li>• Advice specific investigations to arrive at a final diagnosis</li> <li>• Basic principles of history taking integrating with homoeopathic perspective.</li> <li>• Miasmatic evaluation</li> <li>• Applied materia medica</li> <li>• Repertorial approach</li> <li>• Posology</li> </ul>	<ul style="list-style-type: none"> <li>• Clinical approach, differential diagnosis and cardinal manifestations like faintness, syncope, dizziness, vertigo, headache, weakness, myalgia, sensory disturbances, aphasia, memory loss and dementia, sleep disorders, coma and disorders of movement.</li> <li>• Bedside investigations/ initial investigations e.g. CT scan, MRI etc. for clinical evaluation of symptomatology.</li> <li>• Advice specific investigations to arrive at a final diagnosis.</li> <li>• Basic principles of history taking integrating homoeopathic perspective.</li> <li>• Classification of symptoms</li> <li>• Formation of totality of symptoms</li> <li>• Miasmatic evolution of disease</li> <li>• Applied Materia Medica and appropriate use of Repertory for selection of remedy.</li> </ul>
12.	NOVEMBER 2025	2 <sup>nd</sup> term exam	-
13.	DECEMBER 2025	<b>SKIN DISEASE (DERMATOLOGY):</b> <ul style="list-style-type: none"> <li>• Anatomy</li> <li>• Clinical approach and differential diagnosis of</li> <li>• Bedside investigations/ initial investigations</li> <li>• Advice specific investigations to arrive at a final diagnosis</li> <li>• Basic principles of history taking integrating with homoeopathic perspective.</li> <li>• Miasmatic evaluation</li> <li>• Applied materia medica</li> <li>• Repertorial approach</li> <li>• Posology</li> </ul>	<ul style="list-style-type: none"> <li>• Developmental anatomy of skin and its layers including sweat glands and hair follicles, Regenerative potential of skin.</li> <li>• Clinical approach, differential diagnosis and cardinal manifestations like pruritis, eruptive skin lesions, disorders of pigmentation, types of alopecia. Bedside investigations/ initial investigations e.g. Skin swab, scrapings, skin biopsy, skin prick test etc. for clinical evaluation of symptomatology.</li> <li>• Advice specific investigations to arrive at a final diagnosis.</li> <li>• Basic principles of history taking integrating homoeopathic perspective.</li> <li>• Classification of symptoms</li> <li>• Formation of totality of symptoms</li> <li>• Miasmatic evolution of disease</li> <li>• Applied Materia Medica and appropriate use of Repertory for selection of remedy.</li> </ul>
14.	JANUARY 2026	<b>PSYCHIATRIC DISORDERS:</b> <ul style="list-style-type: none"> <li>• Anatomy</li> <li>• Clinical approach and differential diagnosis of</li> <li>• Bedside investigations/ initial investigations</li> <li>• Advice specific investigations to arrive at a final diagnosis</li> <li>• Basic principles of history taking integrating with homoeopathic perspective.</li> <li>• Miasmatic evaluation</li> <li>• Applied materia medica</li> <li>• Repertorial approach</li> <li>• Posology</li> </ul>	<ul style="list-style-type: none"> <li>• Normal Functioning of mind - cognition, conation and affect and factors affecting this function.</li> <li>• Clinical approach, differential diagnosis and cardinal manifestations like depressive symptoms, anxiety symptoms, delusions and hallucinations, self-harm. Bedside investigations/ initial investigations for clinical evaluation of symptomatology.</li> <li>• Components of mental state examination</li> <li>• Advice specific investigations to arrive at a final diagnosis. Basic principles of history taking integrating homoeopathic perspective.</li> <li>• Classification of symptoms</li> <li>• Formation of totality of symptoms</li> <li>• Miasmatic evolution of disease</li> <li>• Applied Materia Medica and appropriate use of Repertory for selection of remedy.</li> </ul>
15.	FEBRUARY 2026	<b>FEVER:</b> <ul style="list-style-type: none"> <li>• Anatomy</li> </ul>	<ul style="list-style-type: none"> <li>• Regulation of body temperature.</li> <li>• Aetiology and Types of fever.</li> </ul>

*RSB*

**Prof. Dr. Suresh. R. Nair**  
 M.Sc., B.M.S., M.D.(Hom.), Ph.D  
 Reg No. - 4491  
 Principal & Medical Superintendent.

**Dr. J. J. MAGDUM HOMOEOPATHIC MEDICAL COLLEGE**

Jaysingpur - 416 101, Tal-Shirol, Dist. - Kolhapur (Maharashtra)  
 NCH Delhi recognized, Affiliated to AYUSH Delhi & Maharashtra University of Health Science (MUHS), Nashik.  
 \* Phone No. College: (02322) 227083, Hospital- (02322) 225218 \*  
 \* Email [id-jjmhmc1990@gmail.com](mailto:id-jjmhmc1990@gmail.com) \* Established year -1990\*

		[Type here]	[Type here]
		<ul style="list-style-type: none"> <li>Clinical approach and differential diagnosis of</li> <li>Bedside investigations/ initial investigations</li> <li>Advice specific investigations to arrive at a final diagnosis</li> <li>Basic principles of history taking integrating with homoeopathic perspective.</li> <li>Miasmatic evaluation</li> <li>Applied materia medica</li> <li>Repertorial approach</li> <li>Posology</li> </ul>	<ul style="list-style-type: none"> <li>Clinical approach and differential diagnosis of fever. Bedside investigations/ initial investigations, for clinical evaluation of symptomatology.</li> <li>Advice specific investigations to arrive at a final diagnosis.</li> <li>Basic principles of history taking integrating homoeopathic perspective.</li> <li>Classification of symptoms</li> <li>Formation of totality of symptoms</li> <li>Miasmatic evolution of disease</li> <li>Applied Materia Medica and appropriate use of Repertory for selection of remedy.</li> </ul>
16.	MARCH 2026	<b>MALE REPRODUCTIVE SYSTEM:</b> <ul style="list-style-type: none"> <li>Anatomy</li> <li>Clinical approach and differential diagnosis of</li> <li>Bedside investigations/ initial investigations</li> <li>Advice specific investigations to arrive at a final diagnosis</li> <li>Basic principles of history taking integrating with homoeopathic perspective.</li> <li>Miasmatic evaluation</li> <li>Applied materia medica</li> <li>Repertorial approach</li> <li>Posology</li> </ul>	<ul style="list-style-type: none"> <li>Developmental anatomy of male Reproductive system, Reproductive and Hormonal functions of the Male.</li> <li>Clinical approach and differential diagnosis of cardinal manifestations of disorders like infertility. Bedside investigations/ initial investigations e.g. USG Abdomen, semen analysis, hormonal assays etc for clinical evaluation of symptomatology</li> <li>Advice specific investigations to arrive at a final diagnosis.</li> <li>Basic principles of history taking integrating homoeopathic perspective.</li> <li>Classification of symptoms</li> <li>Formation of totality of symptoms</li> <li>Miasmatic evolution of disease</li> <li>Applied Materia Medica and appropriate use of Repertory for selection of remedy.</li> </ul>
17.	APRIL 2026	<b>FEMALE REPRODUCTIVE SYSTEM:</b> <ul style="list-style-type: none"> <li>Anatomy</li> <li>Clinical approach and differential diagnosis of</li> <li>Bedside investigations/ initial investigations</li> <li>Advice specific investigations to arrive at a final diagnosis</li> <li>Basic principles of history taking integrating with homoeopathic perspective.</li> <li>Miasmatic evaluation</li> <li>Applied materia medica</li> <li>Repertorial approach</li> <li>Posology</li> </ul>	<ul style="list-style-type: none"> <li>Developmental anatomy of Reproductive system, Reproductive and Hormonal functions of the Male and female.</li> <li>Clinical approach and differential diagnosis of cardinal manifestations of disorders like menstrual disorders, leucorrhoea and infertility. Bedside investigations/ initial investigations e.g. USG Abdomen, semen analysis, hormonal assays etc for clinical evaluation of symptomatology.</li> <li>Advice specific investigations to arrive at a final diagnosis.</li> <li>Basic principles of history taking integrating homoeopathic perspective.</li> <li>Classification of symptoms</li> <li>Formation of totality of symptoms</li> <li>Miasmatic evolution of disease</li> <li>Applied Materia Medica and appropriate use of Repertory for selection of remedy.</li> </ul>
18.	MAY 2026	University exam (summative assessment)	-

*RSB*

**Prof. Dr. Suresh. R. Nair**  
 M.Sc, B.M.S., M.D.(Hom.), Ph.D  
 Reg No. - 4491  
 Principal & Medical Superintendent

Dr. J. J. Magdum Trust's  
**Dr. J. J. MAGDUM HOMOEOPATHIC MEDICAL COLLEGE**  
**DEPARTMENT OF RESEARCH METHODOLOGY AND BIOSTATISTICS**

---

ACADEMIC YEAR – 2025 - 26  
From 1<sup>st</sup> January 2025 to 31<sup>st</sup> December 2025

**Academic Activities**

<b>Sr. No</b>	<b>Details</b>	<b>Total Number</b>
1	Lecture	79
2	Symposium / workshop	01
3	Practical/Clinics   Experiments	18
4	Inter-departmental Seminar (Meetings)	04
5	Seminar	23
6	Case Presentation / Tutorial	04
7	Journal Club	05

*(Signature)*  
C.D.S. V. A. Mankapur  
**Head**  
Dept. of Research  
Methodology & Biostatistics

Dr. J. J. Magdum Homeo. Medical  
College, & Hospital  
Jaysingpur - 416101

Advance Teaching Plan.

Jan - Dec, 2025

Dept. of Research Methodology

&  
Biostatistics.

Class: M.D. Part - I. Paper - 3

- by

Prof. Dr. V A Mankapure

M.Sc., D.H.E., M.Phil., Ph.D.

## Theory

## Practical/Other academic work

Date: / /  
Page No.:

### January - 2025

- 1) Basic concepts of Biostatistics
- 2) Data-types, collection and classification methods.

### February - 2025

- 3) Data-analysis and Presentation methods
- 4) Sample, Sampling techs & sample size for conducting Homeo. Research. seminar presentation on sampling techs.

### March - 2025

- 5) Descriptive statistics
- 6) calculation of Mean, median & mode
- 7) Percentiles.
- 1) Preparation and display of charts by senior batch.
- 2) Problem solving for meas. of central tndk.
- 3) Synopsis preparation for submission.

### April - 2025

- 8) Measures of Dispersion.
- 9) preparation of synopsis.
- 1) Problems solving in Journal - central tending
- 2) Problems solving in Journal - measures of dispersion.

### May - 2025

- 10) Revisions & preparation for terminal exams.
- Terminal Exams.

S U M M E R V A C A T I O N S

## Theory

## Practical / other academic work

June, 2025

- 1) Normal distribution
- 2) skewness & kurtosis

- 1) Frequency distribution table

July, 2025

- 3) Probability distributions
- 4) Poisson distribution
- 5) Binomial distribution for drawing inferences.
- 6) Type - I & Type - II Errors.

Journal preparation

- i) Types of Research
- ii) - seminar presentation
- ii) Type I & Type-II errors.
- iii) Data processing

August, 2025

- 1) Use of software & AI tools
- 2) correlation in statistics
- 3) Research process & proposal writing

Journal -

- i) problems based on dispersion.
- ii) Problems based on statistical tests.

September, 2025

- 1) Tests of significance
- 2) Basics of inferential statistics.

Seminars -

- i) Normal distrib<sup>n</sup> curve
- ii) Statistical inference in Biostatistics with Hypothesis testing.

Theory

Practical / other  
academic work

Date: / /  
Page No.

October, 2025

- 1) Regression & correlation
- 2) communicating Research findings.
- 3) Research articles - reading.

- 1) Journal - clinical examples of Probability distribution.
- 2) seminar - regression & correlation.
- 3) inter-departmental activity.

November, 2025

- 1) Publication of Res. results
- 2) Plagiarism
- 3) Peer reviewed Journals.
- 4) Revisions

- 1) Journal - Publication of Research article
- 2) seminar on ethical considerations.

December, 2025


- 1) Revisions
- 2) solution of Terminal Ques. Papers.

- 1) Terminal Examinations
- 2) Journal completion
- 3) Communicating Research Findings

Signature

Head

Dept. of Research  
Methodology & Biostatistics



Dr. J.J. Magdum  
RPM  
1985



Dr. A. J. Resman, M.D.  
RPM  
Jaya Raya, Jakarta



GPS Map Camera

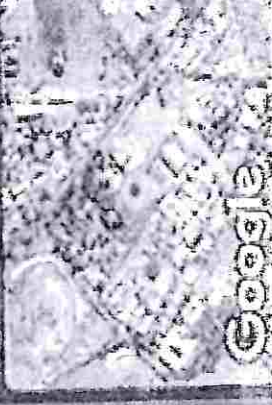
# Jaysingpur, Maharashtra, India

Qhf5+3mr, Apte Colony, Jaysingpur, Maharashtra  
416101, India

Lat 16.772637° Long 74.559399°

11/04/2025 11:21 AM GMT +05:30

Check In



Google



**Dr.J.J.Magdum Homoeopathic Medical College, Jaysingpur**  
**Training of Teachers - Workshop for Understanding and Implementation of**  
**CBDC (Competency Based Dynamic Curriculum)**



**Speakers**

Venue-DR.J J M H M C

Date : 20<sup>th</sup> Dec, 2024

Time : 9.00 am to 6.00 pm



**DR.VIJYARAJE KARNIK**

Associate Professor  
Community  
Dr.J.J.Magdum HMC  
Jaysingpur Medicine  
Department



**DR.SAROJ SAWANT**

Professor Materia  
Medica  
Department  
Dr.J.J.Magdum  
HMC Jaysingpur



**DR.AARTI KOGNOLE**

Professor and HOD  
Repertory Depart.  
Dr.J.J.Magdum HMC  
Jaysingpur



**DR.J.B.KORE**

Professor and  
HOD Medicine  
Department  
Dr.J.J.Magdum  
HMC Jaysingpur

**Dr.S.B.Banne**


Principal,  
Dr.J.J.Magdum  
Hom.Medical College,  
Jaysingpur

**Dr.M.R.Vaswade**  
MET Coordinator

**Dr. Madhuri Patil -**  
MET Member

**Dr.Pooja Shinde-**  
MET Member





**GPS Map Camera**

**Jaysingpur, Maharashtra, India**  
Nekar Housing Society, Plot No. 01, Above Balwantrao Zele  
High-school, Apte Colony, Jaysingpur, Maharashtra 416101, India  
Lat 16.772345° Long 74.65952°  
20/12/24 02:42 PM GMT +05:30

Google



## Report on Periodical Training for Teachers Conducted by Medical Education Technology Unit Dr. J. J. Magdum Homoeopathic Medical College, Jaysingpur

2 messages

21 December 2024 at 13:22

Mahaveer Vaswade <mahaveervaswade@rediffmail.com>

To: hmc\_h@yahoo.com

Cc: jjmhmc1990@gmail.com, scholarshipjjmhmc@gmail.com, aartikognole@gmail.com, drsaroj2112@gmail.com, patilmadhuriv@yahoo.com

Report on Periodical Training for Teachers  
Conducted by Medical Education Technology Unit  
Dr. J. J. Magdum Homoeopathic Medical College, Jaysingpur  
Date: 20th December 2024  
Time: 9:00 am - 6:00 pm  
Coordinator: Dr. Mahaveer Vaswade

To:  
The Principal &  
Vice Principal,  
Dr. J. J. Magdum Homoeopathic Medical College, Jaysingpur

As per the directives of the National Commission for Homoeopathy (NCH) and Maharashtra University of Health Sciences (MUHS) Medical Education Technology (MET) Department, the Medical Education Technology Unit of Dr. J. J. Magdum Homoeopathic Medical College conducted a Periodical Training Program for teachers on 20th December 2024.

### Objectives of the Program

1. To enhance understanding and implementation of a Competency-Based Dynamic Curriculum as per NCH guidelines.
2. To evaluate and improve the effectiveness of teaching and training programs.

### Program Highlights

The workshop included a comprehensive series of sessions aimed at equipping faculty with advanced teaching and evaluation techniques:

Welcome Address and Overview: Objective and Plan of the Workshop by Dr. J. B. Kore

Educational Framework: Goals and Expected Outcomes by Dr. J. B. Kore

Principles of Adult Learning: Delivered by Dr. Saroj Sawant

Competency-Based Curriculum: Competency Table, Curriculum Objectives, Domains, and Taxonomy by Dr. Saroj Sawant

Teaching-Learning (T/L) Methods: Conducted by Dr. Arati Kognole

Integration Principles in Curriculum: Discussed by Dr. Saroj Sawant

Assessment Techniques: Summative and Formative Assessments by Dr. Vijayraje Karnik

Academic Planning: Lesson Plan and Timetable Preparation by Dr. Arati Kognole



Innovative Evaluation: OSCE/OSPE Methodologies by Dr. Mahaveer Vaswade  
Vote of Thanks: Delivered by Dr. Sunil Banne, Principal cum MET Unit Incharge.

#### Acknowledgments

We express our sincere gratitude to the following individuals for their support and contributions:

Dr. Rajkumar Patil, Dean, Homoeopathy Faculty, MUHS

Dr. Payal Bansal, Head of MET, MUHS

Shri Veejhayraj Magdum, Chairman, Dr. J. J. Magdum Trust

Adv. Sonali Magdum, Vice Chairperson, Dr. J. J. Magdum Trust

Dr. Sunil Banne, Principal, Dr. J. J. Magdum Homoeopathic Medical College

Dr. Arati Kognole, Vice Principal (UG)

Dr. Gazala Sayyed, Vice Principal (PG) cum PG Coordinator

#### Attendance

The event witnessed active participation from MET Unit members:

Dr. Saroj Sawant

Dr. Madhuri Magdum

Dr. Pooja Shinde


Additionally, faculty members from various departments attended the training sessions.

#### Conclusion

The Periodical Training Program successfully met its objectives, with participants appreciating the relevance and depth of the sessions. The initiative has laid a strong foundation for further faculty development programs, ensuring academic excellence at our institution.

We remain committed to organizing such programs in the future for continuous improvement in teaching standards.


Thank you.

  
Dr. Mahaveer Vaswade  
Coordinator, MET Unit  
Dr. J. J. Magdum Homoeopathic Medical College, Jaysingpur



& attachments

# Dr. J.J. Magdum Homoeopathic Medical College Jaysingpur



Jaysingpur, Maharashtra, India  
 Dr. J. J. Magdum Homoeopathic Medical College, Jaysingpur Dist  
 W/para Rd, Samsanpuri, Jaysingpur, Maharashtra 431001, India  
 Lat: 18.70241° Long: 74.18722°  
 2019224 12:20 PM GMT +05:30



Jaysingpur, Maharashtra, India  
 Dr. J. J. Magdum Homoeopathic Medical College, Jaysingpur Dist  
 W/para Rd, Samsanpuri, Jaysingpur, Maharashtra 431001, India  
 Lat: 18.70241° Long: 74.18722°  
 2019224 09:49 PM GMT +05:30



Jaysingpur, Maharashtra, India  
 Dr. J. J. Magdum Homoeopathic Medical College, Jaysingpur Dist  
 W/para Rd, Samsanpuri, Jaysingpur, Maharashtra 431001, India  
 Lat: 18.70241° Long: 74.18722°  
 2019224 12:42 PM GMT +05:30



Jaysingpur, Maharashtra, India  
 Dr. J. J. Magdum Homoeopathic Medical College, Jaysingpur Dist  
 W/para Rd, Samsanpuri, Jaysingpur, Maharashtra 431001, India  
 Lat: 18.70241° Long: 74.18722°  
 2019224 12:20 PM GMT +05:30



Jaysingpur, Maharashtra, India  
 Dr. J. J. Magdum Homoeopathic Medical College, Jaysingpur Dist  
 W/para Rd, Samsanpuri, Jaysingpur, Maharashtra 431001, India  
 Lat: 18.70241° Long: 74.18722°  
 2019224 09:49 PM GMT +05:30



Jaysingpur, Maharashtra, India  
 Dr. J. J. Magdum Homoeopathic Medical College, Jaysingpur Dist  
 W/para Rd, Samsanpuri, Jaysingpur, Maharashtra 431001, India  
 Lat: 18.70241° Long: 74.18722°  
 2019224 09:42 AM GMT +05:30



Jaysingpur, Maharashtra, India  
 Dr. J. J. Magdum Homoeopathic Medical College, Jaysingpur Dist  
 W/para Rd, Samsanpuri, Jaysingpur, Maharashtra 431001, India  
 Lat: 18.70241° Long: 74.18722°  
 2019224 09:42 AM GMT +05:30





Jaysingpur, Maharashtra, India  
 Dr. J. J. Magdum Homoeopathic Medical College, Jaysingpur Dist  
 W/para Rd, Samsanpuri, Jaysingpur, Maharashtra 431001, India  
 Lat: 18.70241° Long: 74.18722°  
 2019224 09:49 PM GMT +05:30



Jaysingpur, Maharashtra, India  
 Dr. J. J. Magdum Homoeopathic Medical College, Jaysingpur Dist  
 W/para Rd, Samsanpuri, Jaysingpur, Maharashtra 431001, India  
 Lat: 18.70241° Long: 74.18722°  
 2019224 09:42 AM GMT +05:30

## MET - Faculty Development Program







Jaysingpur, Maharashtra, India  
Qhc5+938, Shahunagar, Jaysingpur, Maharashtra  
416101, India  
Lat 16.770683° Long 74.557945°  
18/01/25 03:58 PM GMT +05:30



Jaysingpur, Maharashtra, India  
Qhc5+938, Shahunagar, Jaysingpur, Maharashtra  
416101, India  
Lat 16.770681° Long 74.557944°  
18/01/25 11:33 AM GMT +05:30



Jaysingpur, Maharashtra, India  
Qhc5+rx9, Apte Colony, Jaysingpur, Maharashtra  
416101, India  
Lat 16.772595° Long 74.559945°  
18/01/25 04:48 PM GMT +05:30



Jaysingpur, Maharashtra, India  
Qhf5+3mr, Apte Colony, Jaysingpur, Maharashtra  
416101, India  
Lat 16.772794° Long 74.559221°  
18/01/25 04:36 PM GMT +05:30



THE PLACES OF BOTH ARE EQUALLY IMPORTANT.  
THERE IS NO CONFLICT, THERE IS COMPLEMENTARY EFFORT.

MODERN MEDICINE

MAHARASHTRA UNIVERSITY OF HEALTH SCIENCES, NASHIK  
UNIVERSITY RESEARCH DEPARTMENT

Workshop in Research Methodology  
Organized by  
Dr. J. J. Magdum Homodopathic Medical College,


LITERATURE SEARCH

DR. LAXMIKANT B. PAI  
PROF. & HOD,  
DEPT. OF DRAVYAGUNA  
YASHWANT AYU. COLLEGE, J

GPS Map Camera

Jaysingpur, Maharashtra, India  
Dr. J. J. Magdum Homodopathic Medical College, Jaysingpur Shirol  
Bypass Rd, Swapnanagari, Jaysingpur, Maharashtra 416101, India  
Lat 16.770741° Long 74.557426°  
18/01/25 10:29 AM GMT +05:30

Google



THE PLACES OF BOTH ARE EQUALLY IMPORTANT.  
THERE IS NO CONFLICT. THERE IS COMPLEMENTARY EFFORT.

MODERN MEDICINE  
of Hippocrates is the basis of modern medicine and is  
the foundation of modern medicine.

MAHARASHTRA UNIVERSITY OF HEALTH SCIENCES, NASHIK  
UNIVERSITY RESEARCH DEPARTMENT  
Workshop in Research Methodology  
Organized by  
Dr. J. J. Magdum Homoeopathic Medical College,  
Jaysingpur, 416 101  
1/202


LITERATURE SEARCH

DR. LAXMIKANT B. PA...  
PROF. & HOD,  
DEPT. OF DRAVYAGUN...  
YASHWANT AYU. COLLEGE, ...

GPS Map Camera

Jaysingpur, Maharashtra, India  
Dr. J. J. Magdum Homoeopathic Medical College, Jaysingpur Shirol  
Bypass Rd, Swapnanagari, Jaysingpur, Maharashtra 416101, India  
Lat 16.770741° Long 74.557426°  
18/01/25 10:28 AM GMT +05:30

Google



GPS Map Camera

Jaysingpur, Maharashtra, India  
Dr. J. J. Magdum Homodopathic Medical College, Jaysingpur Shirai  
Bypass Rd, Swapnanagari, Jaysingpur, Maharashtra 416101, India  
Lat 16.770741° Long 74.557426°  
20/12/24 12:42 PM GMT +05:30

Google



GPS Map Camera

Jaysingpur, Maharashtra, India  
Dr. J. J. Magdum Homodopathic Medical College, Jaysingpur Shirai  
Bypass Rd, Swapnanagari, Jaysingpur, Maharashtra 416101, India  
Lat 16.770741° Long 74.557426°  
20/12/24 10:45 AM GMT +05:30

Google





 GPS Map Camera

Jaysingpur, Maharashtra, India  
Qhf5+3mr, Apte Colony, Jaysingpur, Maharashtra  
416101, India  
Lat 16.772814° Long 74.559271°  
17/01/25 02:41 PM GMT +05:30

Google

THE PLACES OF BOTH ARE EQUALLY IMPORTANT.  
THERE IS NO CONFLICT, THERE IS COMPLEMENTARY EFFORT.

MODERN ME  
Trend is to generalise  
Treat them and their  
are accessible to slop  
Try to find out

HOMOEOPATHY

MAHARASHTRA UNIVERSITY OF HEALTH SCIENCES, NASHIK  
UNIVERSITY RESEARCH DEPARTMENT



Workshop in Research Meth

Organized by  
Institute of Homoeopathic Medic  
Jaysingpur - 416 101.

of Workshop : 16/01/2025 to 18/01/





MAHARASHTRA UNIVERSITY OF HEALTH SCIENCES, NASHIK

INSTITUTE OF MEDICAL EDUCATION TECHNOLOGY & TEACHER'S TRAINING

MUHS






## Basic Workshop in Health Sciences Education Technology

ORGANISED


**Dr. J. J. Magdum Homoeopathic Medical College,  
Jaysingpur, Tal. Shirol, Dist. Kolhapur**

Date of Workshop : 23/06/2025 to 25/06/2025









MAHARASHTRA STATE HEALTH SCIENCES, NASHIK  
TECHNOLOGY & TEACHER'S TRAINING  
MUHS

Basic Workshop on  
Education Technology  
Jaysing Medical College,  
Kolhapur  
Date of Workshop: 15 to 25/06/2025

Competencies – NMC UG Medical Education

- Clinician, who understands and provides preventive, promotive, curative, palliative and holistic care with compassion
- Comprehensive knowledge of normal human structure, function and development from a molecular, cellular, biologic, clinical, behavioural and social perspective
- Demonstrates ability to elicit and record a history that is complete and relevant in disease identification, disease prevention and health promotion



Dr. J. J. MAGDUM HOMOEOPATHIC MEDICAL COLLEGE

Jaysingpur – 416 101, Tal-Shirol, Dist.- Kolhapur (Maharashtra)  
NCH Delhi recognized, Affiliated to AYUSH Delhi & Maharashtra University of Health Science (MUHS), Nashik.  
\*Phone No. College : (02322) 227083, Hospital- (02322) 225218\*

\*Email id- jjmhmc1990@gmail.com \*\*Established year – 1990\*

Annexure- V(a)

**Maharashtra University of Health Sciences, Nashik  
Homoeopathy Faculty (UG/PG)**

**Total Teaching staff available (As per MES 2024)**

**Academic Year 2026-2027**

Name of the College/institution: Dr.J.J.Magdum Homoeopathic Medical College ,Jaysingpur Code: 4206

Intake Capacity: - UG -100 , PG-24

Sr. No.	Departments	Professor			Associate Professor			Assistant Professor		
		Req.	Ext.	Def.	Req.	Ext.	Def.	Req.	Ext.	Def.
1	Anatomy	01	02	---	01	01	---	02	03	---
2	Physiology incl. Biochemistry	01	01	---	01	---	01	02	02	---
3	Organon of Medicine (UG / PG)	02	02	---	02	02	---	03	03	---
4	Homoeopathic Pharmacy (UG / PG)	---	---	---	01	01	---	01	---	01
5	Homoeopathic Materia Medica (UG / PG)	02	03	---	02	01	---	03	03	---
6	Pathology & Microbiology	01	01	---	01	01	---	01	01	---
7	Forensic Medicine & Toxicology	01	01	---	---	---	---	01	01	---
8	Practice of Medicine (UG / PG)	02	02	---	02	01	01	03	02	01
9	Surgery	01	01	---	01	01	---	01	01	---
10	Obstetrics & Gynaecology	01	02	---	01	---	---	01	01	---
11	Community Medicine	01	01	---	01	01	---	01	01	---
12	Repertory (UG / PG)	02	03	---	02	01	---	03	04	---
13	Paediatrics (PG)	NA	NA	NA	NA	NA	NA	NA	NA	NA
14	Psychiatry (PG)	NA	NA	NA	NA	NA	NA	NA	NA	NA
15	Dermatoloy(PG)	NA	NA	NA	NA	NA	NA	NA	NA	NA
16	Yoga									
17	Research Methodology	01	01	---	01	01	---	---	---	---
18	Modern Pharmacology									
19	Psychology									
	<b>Total</b>	<b>16</b>	<b>20</b>	<b>---</b>	<b>16</b>	<b>11</b>	<b>02</b>	<b>22</b>	<b>22</b>	<b>02</b>

Req. = Required, Ext. = Existing, Def. =Deficiency.

The requirement is to be calculated as per Regulations MES-2024

Requiremet – 40+14 =54

Existing - 53

Approved percentage of Teaching Staff - 52 %

Staff requirement should also include requirement for any running PG course in the College/Institute.



*Rsh*  
**PRINCIPAL**  
Signature of Principal with Seal  
Medical College, Jaysingpur,  
Dist. Kolhapur (Maharashtra)



Dr. J. J. Magdum Trust's  
**Dr. J. J. MAGDUM HOMOEOPATHIC MEDICAL COLLEGE**  
Jaysingpur – 416 101, Tal-Shirol, Dist.- Kolhapur (Maharashtra)  
NCH Delhi recognized, Affiliated to AYUSH Delhi & Maharashtra University of Health Science (MUHS), Nashik.  
\*Phone No. College : (02322) 227083, Hospital- (02322) 225218\*  
\*Email id- jjhmhc1990@gmail.com \* \*Established year – 1990\*

**Annexure- V (b)**

**Maharashtra University of Health Sciences, Nashik Homoeopathy  
Faculty (UG/PG)**

**Salary of Teaching/Librarian/Non-Teaching staff available (AS Per MES 2024) Academic Year 2026-2027**

**Name of the College/institution: Dr.J.J.Magdum Homoeopathic Medical College**

**,Jaysingpur**

**College Code :4206**

**Intake Capacity: UG -100,PG-24**

**Salary of teaching staffs**

SR.No	Post	Pay Scale ( Level/consolited/Any Other)
1	Assistant Professor	NCH MES 2024
2	Associate professor	NCH MES 2024
3	Professor	NCH MES 2024
4	Principal or Head of the institution	NCH MES 2024

**Salary of Librarian**


SR.No	Post	Pay Scale ( Level/consolited/Any Other)
1	Librarian	consolited

**Salary of Non- Teaching staffs**

Post	Pay Scale
Lab Attendant , Lab Technician, Library Assistant , Office Superintendent , Accountant, Upper Division Clerk , Lower Division Clerk, Data Entry Operator, Pharmacist, X-ray Technical and Attendant, Nursing Staff, Storekeeper, Receptionist, Dresser, Office assistant/ Multi-Tasking Staff and Ward boys or Aya	consolited

**Note: Provide Salary Details of teaching Staff and Non-teaching Staff of last 3 Months.**



  
**PRINCIPAL**  
Signature of Principal with Seal  
Dr. J. J. Magdum Homoeopathic  
Medical College, Jaysingpur.  
Dist. Kolhapur (Maharashtra)

1. Hard copy & soft copy of this Annexure must be submitted to the University.
2. The information must be made available on the College website.

Dr. J. J. Magdum Trust's

**Dr. J. J. MAGDUM HOMOEOPATHIC MEDICAL COLLEGE**

Jaysingpur - 416 101, Tal-Shirol, Dist. - Kolhapur (Maharashtra)  
 NCH Delhi recognized, Affiliated to AYUSH Delhi & Maharashtra University of Health Science (MUHS), Nashik.  
 \*Phone No. College : (02322) 227083, Hospital- (02322) 225218\*  
 \*Email id- jimbmc1990@gmail.com \*Established year - 1990 \*

ANNEXURE - VI(a)

**MAHARASHTRA UNIVERSITY OF HEALTH SCIENCES, NASHIK**  
**DETAIL INFORMATION OF SUBJECTWISE TEACHING STAFF (Approved + Not Approved)**

UG Degree/ PG Degree/ Ph.D) AS ON :03/02/2026


Faculty: Homoeopathy

Name of College: Dr.J.J.Magdum Homoeopathic Medical College ,Jaysingpur

Subject :Principal

College Code: 4206

Whether UG ...../ UG+PG  
 Intake Capacity:UG-100,  
 PG-24

Name of the Teaching Staff	Designation	Mob.No.	E-mail ID	Date of Birth	Whether belongs to Reserved category (if Yes, specify category)	Date of appointment at college	Teaching Experience			Total PG Teaching Experience in Years	Type of Appointment	University Approval Status (Yes/No)	Temp. Approval		Details of PG teacher Recognition by MUHS (Yes/No) Give details	MET Workshop done in last 05 years Yes/No Give details	Photograph with Signature
							UG (yrs)	Asso Prof.	Prof.				From	To			
1 Dr.Suresh Raghavan Nair	Principal & Medical Superintendent, Professor	6282105373	Sureshsai 1962@gmail.com	18/05/1962	Open	25/07/2025	27.11 (Prv. Exp)	---	2.11 Pr. Exp)	0.6 31 (Prv.Ex Principal & Dean 2.1)	0.6	Contractual	NO	---	---	---	



**MAHARASHTRA UNIVERSITY OF HEALTH SCIENCES, NASHIK**  
**DETAIL INFORMATION OF SUBJECTWISE TEACHING STAFF (Approved + Not Approved)**

**UG Degree/ PG Degree/ Ph.D) AS ON :03/02/2026**

**Faculty: Homoeopathy**

**Subject : Anatomy**



**Whether UG ...../ UG+PG**

**Name of College: Dr.J.J.Magdum Homoeopathic Medical College ,Jaysingpur**

**College Code: 4206**

**Intake Capacity:UG-100,**

**PG-24**

Name of the Teaching Staff	Designation	Mob.No.	E-mail ID	Date of Birth	Whether belongs to Reserved category (if Yes, specify category)	Date of appointment at college	Teaching Experience				Total PG Teaching Experience in Years			Type of Appointment	University Approval Status (Yes/No)	Temp. Approval		Details of PG teacher Recognition by MUHS (Yes/No)	MET Workshop done in last 05 years Yes/No	Photograph with Signature
							UG (yrs)		PG (yrs)		Total	Asst. prof.	Asso Prof			Total	From			
1 Dr.Aruna Abhijeet Patil	Professor	8856833802	Arunapatil6205@gmail.com	10/03/1984	Open	02/12/2024	Asst. prof. --- 8.11 Prv exp	Asso Prof. 0.2	Prof. 0.10	Total 9.11				Asst. prof. NA	Asso Prof. NA			Total NA	Temp.	Yes
2 Dr.Dilip B.Patil	Professor	8169203610	patildb60@gmail.com	18/09/1960	Open	12/01/2026	Asst. prof. --- 6.0 Prv exp	Asso Prof. 3.0 Prv Exp	Prof. 26 Prv Exp	Total 35	NA	NA	NA	Contractual	NO	NA	NA	NO		
3 Dr.Sanjaykumar Magar	Associate Professor 5	996000256	drsanjaymagar@rediffmail.com	20/09/1984	Open	23/04/2025	Asst. prof. --- 4.0 prv exp	Asso Prof. 0.9	Prof. ---	Total 4.9	NA	NA	NA	Contractual	NO	NA	NA	NO		



Dr. J. J. Magdum Trust's

# Dr. J. J. MAGDUM HOMOEOPATHIC MEDICAL COLLEGE

Jaysingpur - 416 101, Tal-Shirol, Dist.- Kolhapur (Maharashtra)  
 NCH Delhi recognized, Affiliated to AYUSH Delhi & Maharashtra University of Health Science (MUHS), Nashik.  
 \*Phone No. College : (02322) 227083, Hospital- (02322) 225218 \*  
 \*Email id- jimbmc1990@gmail.com \*Established year - 1990 \*

## ANNEXURE - VI(a)

### MAHARASHTRA UNIVERSITY OF HEALTH SCIENCES, NASHIK DETAIL INFORMATION OF SUBJECTWISE TEACHING STAFF (Approved + Not Approved)




UG Degree/ PG Degree/ Ph.D) AS ON : :03/02/2026

Faculty: Homoeopathy

Subject : Anatomy

Name of College: Dr.J.J.Magdum Homoeopathic Medical College ,Jaysingpur College Code: 4206

Whether UG ...../ UG+PG  
 Intake Capacity:UG-100,  
 PG-24

Name of the Teaching Staff	Designation	Mob.No.	E-mail ID	Date of Birth	Whether belongs to Reser ved category (If Yes, specify category)	Date of appointment at college	Teaching Experience			Total PG Teaching Experience in Years			Type of Appointment	Univ ersity Approval Status (Yes/ No)	Temp. Approval		Details of PG teacher Recognition by MUHS (Yes/NO /N /O)	MET Workshop done in last 05 years Give details	Photogr aph with Signatur e	
							UG (yrs)	Asst. prof.	Asso Prof.	Prof.	Total	Asst. prof.			Asso Prof.	Prof.				Total
4 Dr.Trupti Ravsaheb Pawar	Assi. Professor	9970423976	Ptrupti703@gmail.com	10/09/1990	Open	19/12/2023	2.1	---	---	2.1	NA	NA	NA	contractual	No	---	---	NA	NO	
5 Dr.Satishkumar Ashok Madake	Assi. Professor	9823462447	satishkumaradake@gmail.com	10/09/1990	Open	08/03/2025	0.10	---	---	0.10	NA	NA	NA	Temp. MUHS/ E-4/ UG/142107/345/2025 DT.07/05/2025	Yes	08/03/2025	07/03/26	NA	Yes	
6 Dr.Sababegum Faruq Khan	Assi. Professor	9820595786	DrSabakhan90018@gmail.com	10/11/1992	Open	31/01/2026	1.0 prv col	---	---	1.0 prv col	NA	NA	NA	contractual	---	---	---	---	NO	





Dr. J. J. Magdum Trust's

## Dr. J. J. MAGDUM HOMOEOPATHIC MEDICAL COLLEGE

Jaysingpur - 416 101, Tal-Shirol, Dist.- Kolhapur (Maharashtra)  
 NCH Delhi recognized, Affiliated to AYUSH Delhi & Maharashtra University of Health Science (MUHS), Nashik.  
 \*Phone No. College : (02322) 227083, Hospital- (02322) 225218 \*  
 \*Email id- jjmhmc1990@gmail.com \* Established year - 1990 \*

ANNEXURE - VI(a)

### MAHARASHTRA UNIVERSITY OF HEALTH SCIENCES, NASHIK

#### DETAIL INFORMATION OF SUBJECTWISE TEACHING STAFF (Approved + Not Approved)

UG Degree/ PG Degree/ Ph.D) AS ON: 03/02/2026

Faculty: Homoeopathy

Name of College: Dr.J.J.Magdum Homoeopathic Medical College ,Jaysingpur  
 Subject : Physiology & Biochemistry  
 College Code: 4206

Whether UG ...../ UG+PG  
 Intake Capacity:UG-100,  
 PG-24

Name of the Teaching Staff	Designation	Mob.No.	E-mail ID	Date of Birth	Whether belong to Reserved category (if Yes, specify category)	Date of appointment at college	Teaching Experience			Total PG Teaching Experience in Years	Type of Appointment	University Approval Status (Yes/No)	Temp. Approval		Details of PG teacher Recognition by MUHS (Yes/No)	MET Works hop done in last 05 years Yes/No Give details	Photograph with Signature	
							UG (yrs)	Asso Prof	Total				From	To				Temp/Regular
7 Dr. Chougule Dilip Annasaheb	Asso. Professor	9890136734	drdilipchougule@yahoo.com	26.05.1961	Open	07/10/1990	33.8	0.9	0.8	0.8	0.8	0.8	35 Prv Exp	NA	NA	NA	Yes	
8 Dr. Shrikant Shantappa Patil	Assi. Professor	8956689586	Patil.shrikant620@gmail.com	06/02/1995	Open	01/07/2024	1.6	----	----	1.6	----	----	----	NA	NA	NA	NO	





Dr. J. J. Magdum Trust's

## Dr. J. J. MAGDUM HOMOEOPATHIC MEDICAL COLLEGE

Jaysingpur - 416 101, Tal-Shirol, Dist. - Kolhapur (Maharashtra)  
 NCH Delhi recognized, Affiliated to AYUSH Delhi & Maharashtra University of Health Science (MUHS), Nashik.  
 \*Phone No. College : (02322) 227083, Hospital- (02322) 225218\*  
 \*Email id- jhmhc1990@gmail.com \* Established year - 1990 \*

ANNEXURE - VI(a)

### MAHARASHTRA UNIVERSITY OF HEALTH SCIENCES, NASHIK DETAIL INFORMATION OF SUBJECTWISE TEACHING STAFF (Approved + Not Approved) UG Degree/ PG Degree/ Ph.D) AS ON: 03/02/2026

Faculty: Homoeopathy  
 Name of College: Dr.J.J.Magdum Homoeopathic Medical College ,Jaysingpur  
 Subject : Physiology & Biochemistry  
 College Code: 4206  
 Whether UG ...../ UG+PG  
 Intake Capacity:UG-100,  
 PG-24

Name of the Teaching Staff	Designation	Mob.No.	E-mail ID	Date of Birth	Whether belong to Reserved category (if Yes, specify category)	Date of appointment at college	Teaching Experience			Total PG Teaching Experience in Years	Type of Appointment	University Approval Status (Yes/No)	Temp. Approval		Details of PG teacher Recognition by MUHS (Yes/No)	MET Works hop done in last 05 years Yes/No Give details	Photograph with Signature
							UG (yrs)	Asso Prof	Total				From	To			
9 Dr.Pooja Kanojia	Assistant Professor	91828647047	Pooja.p.kanojia@gmail.com	06/02/1996	Open	06/01/2025	0.1	----	0.1	NA	NA	NA	NA	NA	NA	NO	





**Dr. J. J. Magdum Trust's  
Dr. J. J. MAGDUM HOMOEOPATHIC MEDICAL COLLEGE**

Jaysingpur - 416 101, Tal-Shirol, Dist. - Kolhapur (Maharashtra)  
NCH Delhi recognized, Affiliated to AYUSH Delhi & Maharashtra University of Health Science (MUHS), Nashik.  
\*Phone No. College : (02322) 227083, Hospital- (02322) 225218\*  
\*Email id- jmhmc1990@gmail.com \* Established year - 1990\*

**Annexure VI (a)**

**MAHARASHTRA UNIVERSITY OF HEALTH SCIENCES, NASHIK**

**DETAIL INFORMATION OF SUBJECTWISE TEACHING STAFF (Approved + Not Approved)**

**UG Degree/ PG Degree/ Ph.D) AS ON : 03/02/2026**

**Faculty: Homoeopathy**

**Name of College: Dr.J.J.Magdum Homoeopathic Medical College ,Jaysingpur**

**Subject : Hom.Pharmacy**

**Whether UG ...../ UG+PG**

**College Code: 4206 Intake Capacity:UG-100, PG-24**

Name of the Teaching Staff	Designation	Mob.No.	E-mail ID	Date of Birth	Whether belongs to Reserved category (if Yes, specify category)	Date of appointment at college	Teaching Experience			Total PG Teaching Experience in Years	Type of Appointment	University Approval Status (Yes/No)	Temp. Approval		Details of PG teacher Recognition by MUHS (Yes/No)	MET Workshop done in last 05 years Yes/NO Give details	Photograph with Signature			
							UG (yrs)		PG (yrs)				From	To				Temp/Regular	Letter No. & date	
							Asst. prof.	Asso Prof	Asst. prof.											Asso Prof
10 Dr.Ruchira Sharma	Associate Professor	09828570240	Drruchira01sharma@gmail.com	16/05/1991	Open	18/12/2025	4.0 prv	1.3 prv	5.3 prv	---	---	Contractual	NO	---	---	NO				





Dr. J. J. Magdum Trust's

**Dr. J. J. MAGDUM HOMOEOPATHIC MEDICAL COLLEGE**

Jaysingpur - 416 101, Tal-Shiroi, Dist. - Kolhapur (Maharashtra)  
 NCH Delhi recognized, Affiliated to AYUSH Delhi & Maharashtra University of Health Science (MUHS), Nashik.  
 \*Phone No. College : (02322) 227083, Hospital- (02322) 225218\*  
 \*Email: id-jjhmcl990@gmail.com \*Established year - 1990\*

ANNEXURE - VI(a)

**MAHARASHTRA UNIVERSITY OF HEALTH SCIENCES, NASHIK**  
**DETAIL INFORMATION OF SUBJECTWISE TEACHING STAFF (Approved + Not Approved)**  
**UG Degree/ PG Degree/ Ph.D) AS ON: 03/02/2026**

**Faculty: Homoeopathy** **Whether UG ...../ UG+PG**  
**Name of College: Dr.J.J.Magdum Homoeopathic Medical College ,Jaysingpur** **College Code: 4206**  
**Subject : Forensic Medicine & Toxicology** **Intake Capacity:UG-100,**  
**PG-24**

Name of the Teaching Staff	Designation	Mob. No.	E-mail ID	Date of Birth	Whether belongs to Reserved category (if Yes, specify category)	Date of appointment at college	Teaching Experience			Total PG Teaching Experience in Years	Type of Appointment	University Approval Status (Yes/No)	Temp Approval		Details of PG teacher Recognition by MUHS (Yes/No)	Workshop done in last 05 years Yes/NO Give details	Photograph with Signature
							UG (yrs)	Asst. Prof.	Asso Prof				Total	From			
11 Dr. Vaswade Mahaveer Rajaram	Professor & H.O.D 3	982259473	mahaveer.vaswade@rediffmail.com	02/06/1969	Open	10/06/1996	09	06	14	29.1	NA	NA	NA	NA	NA	Yes	
12 Dr. Aishwarya Vasant Rao Chavhan	Asst. Professor 4	708370226	Aishchavan613@gmail.com	03/06/2024	Open	03/06/2024	1.7	---	---	1.7	Temporarily	Yes	Yes	NA	NA	NO	





**Dr. J. J. Magdum Trust's**  
**Dr. J. J. MAGDUM HOMOEOPATHIC MEDICAL COLLEGE**  
 Jaysingpur - 416 101, Tal-Shiroli, Dist.- Kolhapur (Maharashtra)  
 NCH Delhi recognized, Affiliated to AYUSH Delhi & Maharashtra University of Health Science (MUHS), Nashik.  
 \*Phone No. College : (02322) 227083, Hospital- (02322) 225218\*  
 \* Email id- jjmhmc1990@gmail.com \* Established year - 1990 \*

**MAHARASHTRA UNIVERSITY OF HEALTH SCIENCES, NASHIK**  
**Annexure VI(a)**

**DETAIL INFORMATION OF SUBJECTWISE TEACHING STAFF (Approved + Not Approved)**

**UG Degree/ PG Degree/ Ph.D) AS ON: 03/02/2026**

**Faculty: Homoeopathy**

**Name of College: Dr.J.J.Magdum Homoeopathic Medical College ,Jaysingpur**

**Subject : PATHOLOGY & MICROBIOLOGY**  
**College Code: 4206**

**Whether UG ...../ UG+PG**  
**Intake Capacity:UG-100,**  
**PG-24**

Name of the Teaching Staff	Designation	Mob.No.	E-mail ID	Date of Birth	Whether belongs to reserved category (if Yes, specify category)	Date of appointment at college	Teaching Experience			Total PG Teaching Experience in Years			Type of Appointment	University Approval Status (Yes/No)	Temp Approval		Details of PG teacher Recognition by MUHS (Yes/No)	MET Workshop done in last 05 years Yes/NO Give details	Photograph with Signature	
							UG (yrs)	Asst. prof.	Asso Prof	Total	Asst. prof	Asso Prof			Temp/Regular/Contractual	From				To
13 Dr. Kulkarni Rajendra Narhar	Professor & H.O.D.	94032292520	dr.rnk2011@rediffmail.com	27/09/1965	Open	01/10/1990	19	09	6.9	34.10	NA	NA	NA	Regular	Yes, MUHS/(UG) E4/4206/695/2020	---	---	NA	Yes	
14 Dr.Reghu D.	Asso.Professor			01/05/1965		06/01/2026	---	0.1	---	14.1	NA	NA	NA	Contractual	NO	---	---	NA	NO	
15 Dr. Patil Madhuri Vijaykumar	Assistant Professor	9921661065	patilmadhuriv@yahoo.com	05/03/1982	Open	01/08/2021	4.5	---	---	4.5	NA	NA	NA	Temp.	Yes MUHS/E-4/UG/142107/345/2025 DT.07/05/2025	08/03/25	07/03/26	NA	Yes	






**Dr. J. J. Magdum Trust's**  
**Dr. J. J. MAGDUM HOMOEOPATHIC MEDICAL COLLEGE**  
 Jaysingpur - 416 101, Tal-Shirol, Dist.- Kolhapur (Maharashtra)  
 NCH Delhi recognized, Affiliated to AYUSH Delhi & Maharashtra University of Health Science (MUHS), Nashik.  
 \*Phone No. College : (02322) 227083, Hospital- (02322) 225218\*  
 \*Email id- jjmhmc1990@gmail.com \* Established year - 1990\*

**Prof. Dr. Suresh R. Nair**  
 M.Sc., BHMS, MD, Ph.D.  
 Principal & Medical Superintendent

**MAHARASHTRA UNIVERSITY OF HEALTH SCIENCES, NASHIK**  
**DETAIL INFORMATION OF SUBJECTWISE TEACHING STAFF (Approved + Not Approved)** ANNEXURE - VI(a)  
 UG Degree/ PG Degree/ Ph.D) AS ON: 03/02/2025  
 Faculty: Homoeopathy Subject : Materia Medica Whether UG ----/ UG+PG  
 College Code: 4206 Intake Capacity:UG-100,PG-24





Name of College: Dr.J.J.Magdum Homoeopathic Medical College ,Jaysingpur

Name of the Teaching Staff	Designation	Mob.No.	E-mail ID	Date of Birth	Whether belongs to Reserved category (if Yes, specify category)	Date of appointment at college	Teaching Experience			Type of Appointment	Uniquers Approval Status (Yes/Nop)	Temp. Approval From To	Details of PG teacher Recognition by MUHS (Yes/No)	METS Workshop done in last 05 years Yes/NO Give details	Photograph with Signature
							UG (yrs)	Total	Total						
							Asst. Prof	Asso Prof	Total						
16 Dr.Barne Sumil Balaso	Professor & H.O.D.	9860808002	sunilbarne10@gmail.com	05/10/1968	Open	01/01/1996	10	10	10	30	6	19	Regular	Yes, MUHS/ (UG)EA/4/2006/982/ Dt.19/05/2020	Yes
17 Dr. Shirde Kiran Dipak	Professor	8055184607	Kiranshind e1976k@gmail.com	01/02/1976	SC	11/04/2012	9.3	13	10	23.11	NO	NO	Temp.	Yes, MUHS/B-A/UG/142107/877/2025 Dt.24/09/2025	NO
18 Dr. Vasanti Vishwanath Bhandare	Assi. Professor	7709362774	Vasantibha ndare15@gmail.com	12/05/1995	Yes	23/10/2024	1.3	1.3	1.3	1.3	NO	NO	Contractual	NO	Yes



**Principal**  
**Dr. J.J.Magdum Homoeopathic**  
 Medical College, Jaysingpur.  
 Dist. Kolhapur (Maharashtra)

**Prof. Dr. Suresh R. Nair**  
 M.Sc., BHMS, MD, Ph.D.  
 Principal & Medical Superintendent

Name of the Teaching Staff	Designation	Mob.No.	E-mail ID	Date of Birth	Whether belongs to Reser ved category (if Yes, specify category)	Date of appointment at college	Teaching Experience			Total PG Teaching Experience in Years			Type of Appointment	University Approval Status (Yes/No)	Temp. Approval from	Details of PG teacher Recognition by MUHS (Yes/No) Term p/ Regular	MET Workshop done in last 05 years (Yes/No) Give details r No. & date	Photograph with Signature
							Asst. prof.	Asso Prof	Total	Asst. prof.	Asso Prof	Total						
19 Dr. Trupti Raghunath Jadhav	Assistant Professor	94049677 16	drtruptija dhav77@gmail.com	13/12/90	Open	01/04/2025	0.9	0.9	0.9	0.9	0.9	0.9	Contractual	NO	---	NO		
20 Dr. Saroj Ranjit Sawant	Professor	9604656093	drsaroj2112@gmail.com	21/07/1978	open	06/04/2023	10.01	2.6	13.2	0.7	2.9	2.9	contractual	NO	---	Yes		
21 Dr. Nadaf Jamil Rafik	Associate Professor	9096254529	dr.jamil51@gmail.com	06/04/1992	Open	20/11/2019	5.2	0.10	5.2	0.10	0.10	0.10	Temporary	MUHS/E-4/UG/14210/7/345/2025 DT.07/05/2025	08/03/25	Yes		
22 Dr. Angarj Mansing Mane	Assistant Professor	9561934111	angrajm@yahoo.com	08/06/1986	open	01/04/2022	--	3.8	--	3.8	3.8	3.8	Temporary	MUHS/E-4/UG/14208/106/303/2024 DT.10/09/2024	26/08/26	YES		





Dr. J. J. Magdum Trust's

# Dr. J. J. MAGDUM HOMOEOPATHIC MEDICAL COLLEGE

Jaysingpur - 416 101, Tal-Shirol, Dist.- Kolhapur (Maharashtra)

NCH Delhi recognized, Affiliated to AYUSH Delhi & Maharashtra University of Health Science (MUHS), Nashik.

\*Phone No. College : (02322) 227083, Hospital- (02322) 225218\*

\*Email id- jjmhmc1990@gmail.com \* Established year - 1990 \*

## MAHARASHTRA UNIVERSITY OF HEALTH SCIENCES, NASHIK

ANNEXURE - V(a)

### DETAIL INFORMATION OF SUBJECTWISE TEACHING STAFF (Approved + Not Approved)

UG Degree/ PG Degree/ Ph.D) AS ON: :03/02/2026

Name of College: Dr.J.J.Magdum Homoeopathic Medical College ,Jaysingpur  
 Faculty: Homoeopathy Subject: Organon& Hom.Philosophy Whether UG ...../ UG+PG  
 College Code: 4206 Intake Capacity:UG-100, PG-24

Sl. No.	Name of the Teaching Staff	Designation	Mob.No.	E-mail ID	Date of Birth	Whether belongs to Reserved category (if Yes, specify category)	Date of appointment at college	Teaching Experience			Total PG Teaching Experience in Years			Type of Appointment	University Approval Status (Yes/No)	Term p. Approval		Details of PG teacher Recognition by MUHS (Yes/No)	MET Workshop done in last 05 years Give details	Photograph with Signature			
								UG (yrs)			PG (yrs)					From	To				Regular	Letter No. & date	
								Asst. prof.	Asso Prof	Prof	Asst. prof.	Asso Prof	Prof										Temp/Regular/Contractual
27	Dr. Aarti Mahantesh Patil	Professor	9403450457	draratipatil45@gmail.com	26/2/1977	Open	22/4/2004	9.0	---	---	---	6.9	5.2	0.1	12.11	Temp	8/3/25	7/3/27	Temp	MUHS/E-4/PG/142107/508/2025 dt.06/06/25	Yes		
28	Dr. Vinod Rakshe	Associate Professor	8655609899	drakshevinod@gmail.com	25/01/1972	Open	02/08/2025	---	---	---	---	---	0.6	---	---	0.6	Contractual	---	---	---	---	Yes	
29	Dr. Avadhoot J. Patil	Assi. Professor	9970720020	dravadhootpatil04@gmail.com	04/05/1991	Open	12/02/2024	---	---	---	---	1.11	---	---	1.11	Temporary	27/08/20	26/08/2026	---	---	Yes		





**Dr. J. J. Magdum Trust's  
Dr. J. J. MAGDUM HOMOEOPATHIC MEDICAL COLLEGE**

Jaysingpur - 416 101, Tal-Shirol, Dist.- Kolhapur (Maharashtra)  
NCH Delhi recognized, Affiliated to AYUSH Delhi & Maharashtra University of Health Science (MUHS), Nashik.

\*Phone No. College : (02322) 227083, Hospital- (02322) 225218\*

\*Email id- jhmcl1990@gmail.com \* Established year - 1990\*

**MAHARASHTRA UNIVERSITY OF HEALTH SCIENCES, NASHIK**  
Annexure VI (a)

**DETAIL INFORMATION OF SUBJECTWISE TEACHING STAFF (Approved + Not Approved)**

UG Degree/ PG Degree/ Ph.D) AS ON: :03/02/2026

**Faculty: Homoeopathy**      **Subject : Surgery**      **Whether UG ...../ UG+PG**  
**Name of College: Dr.J.J. Magdum Homoeopathic Medical College ,Jaysingpur**      **College Code: 4206**      **Intake Capacity:UG-100,**  
**PG-24**

Name of the Teaching Staff	Designation	Mob.No.	E-mail ID	Date of Birth	Whether they belong to Reserved category (if Yes, specify category)	Date of appointment at college	Teaching Experience			Total PG Teaching Experience in Years	Type of Appointment	University Approval Status (Yes/No)	Temp Approval	Temp To	Details of PG teacher Recognition by MUHS (Yes/No)		Workshop done in last 05 years Yes/NO Give details	Photograph with Signature
							UG (yrs)	PG (yrs)	Total						Temp/Regular/Contractual	Temp/Regular		
30 Dr. Dr.Prasade Yaduraj Prabhakar	Professor & H.O.D.	9860165522	Yadurajprasad02@gmail.com	24/11/1965	Open	01/02/1992	12.0	7.0	15.8	33.8	NA	NA	NA	NA	NA	NA	Yes	
31 Dr.Pranav Shrikant Nimankar	Associate Professor	9011175605	pranavnimankar@gmail.com	12/11/1985	Open	07/08/2024	0.6	0.10	5.6	5.6	NA	NA	NA	NA	NA	NA	Yes	
32 Dr.Megha Nagesh Rao Wadje	Assi. Professor	8888316837	Meghawadje797@gmail.com	18/07/1994	Open	01/04/2022	3.8	3.8	3.8	3.8	NA	NA	NA	NA	NA	NA	NO	





**Dr. J. J. Magdum Trust's  
Dr. J. J. MAGDUM HOMOEOPATHIC MEDICAL COLLEGE**

Jaysingpur - 416 101, Tal-Shirol, Dist.- Kolhapur (Maharashtra)  
NCH Delhi recognized, Affiliated to AYUSH Delhi & Maharashtra University of Health Science (MUHS), Nashik.  
\*Phone No. College : (02322) 227083, Hospital- (02322) 225218\*  
\*Email id- jjmhmc1990@gmail.com\* \*Established year - 1990\*

**MAHARASHTRA UNIVERSITY OF HEALTH SCIENCES, NASHIK**  
**Annexure VI (a)**  
**DETAIL INFORMATION OF SUBJECTWISE TEACHING STAFF (Approved + Not Approved)**  
**UG Degree/ PG Degree/ Ph.D) AS ON: :03/02/2026**

**Faculty: Homoeopathy**  
**Name of College: Dr.J.J.Magdum Homoeopathic Medical College ,Jaysingpur**  
**Subject : Obs & Gynaecology**  
**College Code: 4206**  
**Whether UG ...../ UG+PG Intake Capacity:UG-100, PG-24**

Name of the Teaching Staff	Designation	Mob.No.	E-mail ID	Date of Birth	Whether they belong to Reserved category (if Yes, specify category)	Date of appointment at college	Teaching Experience			Total PG Teaching Experience in Years			Type of Appointment	University Approval Status (Yes/No)	Temp Approval		Details of PG teacher Recognition by MUHS (Yes/No)	MET Workshop done in last 05 years Yes/NO Give details	Photograph with Signature	
							UG (yrs)	Asst. prof.	Asso Prof	Total	Asst. prof.	Asso Prof			Total	Temp/Regular				From To
33 Dr. Monali Vinayak Kulkarni	Professor & HOD	9822485755	Kmonali_72@rediffmail.com	23/10/1972	Open	25/10/2023	7.2 yrs Prv college	1.4	0.10	11.6	NANA	NA	Temporary	MUHS/E-4/UG/142107/345/2025 DT.07/05/2025	08/03/25	07/03/27	NA	NA	Yes	
34 Dr. Remadevi P	Professor	9048049839	dirremadev@gmail.com	12/12/2026	Open	30/01/2026	13.1 yrs Prv Exp	---	3.0	9.01	12.01	NA	Contractual	NO	---	---	NA	NA	NO	
35 Dr. Priyanka Subhash Pawar	Assi. Professor	9657841567	Pawarpriyanka317@gmail.com	13/11/1995	SC	23/10/2024	1.3	---	---	1.3	NANA	NA	Temporary	MUHS/E-4/UG/142107/455/2025 Dt.23/05/2025	8/3/25	07/03/27	NA	NA	Yes	





**Dr. J. J. Magdum Trust's**  
**Dr. J. J. MAGDUM HOMOEOPATHIC MEDICAL COLLEGE**  
 Jaysingpur - 416 101, Tal-Shirol, Dist.- Kolhapur (Maharashtra)  
 NCH Delhi recognized, Affiliated to AYUSH Delhi & Maharashtra University of Health Science (MUHS), Nashik.  
 \*Phone No. College : (02322) 227083, Hospital- (02322) 225218\*  
 \*Email id- jjmhmc1990@gmail.com \* Established year - 1990\*

**MAHARASHTRA UNIVERSITY OF HEALTH SCIENCES, NASHIK**  
**Annexure VI (a)**  
**DETAIL INFORMATION OF SUBJECTWISE TEACHING STAFF (Approved + Not Approved)**

**UG Degree/ PG Degree/ Ph.D) AS ON :03/02/2026**  
**Faculty: Homoeopathy**  
**Name of College: Dr.J.J.Magdum Homoeopathic Medical College ,Jaysingpur**  
**Subject : Community Medicine**  
**College Code: 4206**  
**Whether UG ...../ UG+PG**  
**Intake Capacity:UG-100,**  
**PG-24**

Name of the Teaching Staff	Designation	Mob.No.	E-mail ID	Date of Birth	Whether belongs to Reserved category (if Yes, specify category)	Date of appointment at college	Teaching Experience			Total PG Teaching Experience in Years	Type of Appointment	University Approval Status (Yes/No)	Temp. Approval		Details of PG teacher Recognition by MUHS (Yes/No)	MET Workshop done in last 05 years Yes/NO Give details	Photograph with Signature
							UG (yrs)	Asst. prof.	Asso Prof				Total	Temp./Regular/Contractual			
36 Dr.Rajesh Surendra Kagale	Professor	9595118408	rajeshkajale1969@gmail.com	26/11/1969	Open	30/05/2025	7.0 Asst. prof.	0.8 Asso Prof	18.2 Total	NA	Contractual	NO	---	---	NA	Yes	
37 Dr. Vijayraje alias Satish S.Karnik	Asso.Prof & H.O.D.	9822333668	vraje1987@gmail.com	28/05/1988	SC	10/02/2020	4.0 Asst. prof.	1.11 Asso Prof	5.11 Total	NA	Regular	MUHS/E4/UG 142107/365/2024 Dtd.04/10/2024	27/08/2024	26/08/2026	NA	YES	
38 Dr.Pooja Sudhakar Shinde	Assi. Professor	8855878835	AbhilashaShinde94@gmail.com	13/05/1994	SC	01/11/2022	3.3 Asst. prof.	---	3.3 Total	NA	Temporary	MUHS/E4/UG 142107/365/2024 Dtd.04/10/2024	27/08/2024	26/08/2026	NA	YES	





**Dr. J. J. Magdum Trust's  
Dr. J. J. MAGDUM HOMOEOPATHIC MEDICAL COLLEGE**

Jaysingpur - 416 101, Tal-Shirol, Dist.- Kolhapur (Maharashtra)  
NCH Delhi recognized, Affiliated to AYUSH Delhi & Maharashtra University of Health Science (MUHS), Nashik.  
\*Phone No. College : (02322) 227083, Hospital- (02322) 225218\*  
\*Email id- jjmhmc1990@gmail.com\* \*Established year - 1990\*

**MAHARASHTRA UNIVERSITY OF HEALTH SCIENCES, NASHIK  
Annexure VI (a)  
DETAIL INFORMATION OF SUBJECTWISE TEACHING STAFF (Approved + Not Approved)**

**UG Degree/ PG Degree/ Ph.D) AS ON: :03/02/2026**

**Faculty: Homoeopathy**

**Name of College: Dr.J.J.Magdum Homoeopathic Medical College ,Jaysingpur  
Subject : Practice of Medicine  
College Code: 4206**

**Whether UG ...../ UG+PG  
Intake Capacity:UG-100,  
PG-24**

Name of the Teaching Staff	Designation	Mob.No.	E-mail ID	Date of Birth	Whether belongs to Reserved category (if Yes, specify category)	Date of appointment at college	Teaching Experience			Total PG Teaching Experience in Years	Type of Appointment	University Approval Status (Yes/No)	Temp. Approval	Details of PG teacher Recognition by MUHS (Yes/No)		MET Worksh op done in last 05 years Yes/NO Give details	Photogra phwith Signature
							UG (yrs)	Asso Prof	Prv exp					PG (yrs)	Asst. prof. of		
39 Dr.Ajit kumar C	Professor	9007417348	<u>drajithr300@gmail.com</u>	31/05/1964	Open	07/10/2025	0.3	0.3	30.3	Contract ual	NO	From To			-No		
40 Dr.Deoyani Shunde	Assistant Professor	9423002888	<u>devyaneeshunde@gmail.com</u>	03/05/1987	Open	03/10/2025	0.3	0.3	03	Contract ual	NO	From To			NO		





Dr. J. J. Magdum Trust's

# Dr. J. J. MAGDUM HOMOEOPATHIC MEDICAL COLLEGE

Jaysingpur - 416 101, Tal-Shirol, Dist.- Kolhapur (Maharashtra)  
 NCH Delhi recognized, Affiliated to AYUSH Delhi & Maharashtra University of Health Science (MUHS), Nashik.  
 \*Phone No. College : (02322) 227083, Hospital- (02322) 225218\*  
 \*Email id- jhmhmc1990@gmail.com \* Established year - 1990\*

MAHARASHTRA UNIVERSITY OF HEALTH SCIENCES, NASHIK  
 Annexure VI (a)  
 DETAIL INFORMATION OF SUBJECTWISE TEACHING STAFF (Approved + Not Approved)

UG Degree/ PG Degree/ Ph.D) AS ON: :03/02/2026

Faculty: Homoeopathy

Name of College: Dr.J.J.Magdum Homoeopathic Medical College ,Jaysingpur  
 Subject :Practice of Medicine  
 College Code: 4206

Whether UG ...../ UG+PG  
 Intake Capacity:UG-100,  
 PG-24

Name of the Teaching Staff	Designation	Mob.No.	E-mail ID	Date of Birth	Whether belongs to Reserve id category (if Yes, specify category)	Date of appointment at college	Teaching Experience				Total PG Teaching Experience in Years	Type of Appointment	University Approval Status (Yes/No)	Temp. Approval		Details of PG teacher Recognition by MUHS (Yes/No)	MET Worksh op done in last 05 years Yes/NO Give details	Photogra phwith Signature					
							UG (yrs)	Asst. prof.	Asso Prof	Total				From	To				Temp p/Regular	Letter No. & date			
41 Dr.Mrs.Manjardekar Padmashree Rajendra	Professor	9975377151	pawarpad11/mashree1@gmail.com	11/06/1976	SC	01/03/2005	14	5.7	---	19.7	---	0.10	0.10	Temporary	Yes	MUHS/E-4/UG/142107/345/2025	7/3/27	Temp P	MUHS/ E-4/PG/142107/508/2025	dt.06/06/25	Yes		
42 Dr.Satish Ashok Katkar	Associate Professor	8856978777	drsatsishkatkar@gmail.com	13/09/1990	Open	03/08/2024	6.05	---	---	6.5	---	1.5	1.5	Temporary	MUHS/E-4/UG/142107/345/2025	07/03/26	Temp P	MUHS/E-4/PG/142107/917/2025	DT.13/10/2025	Yes			
43 Dr. Chaitanya Sudhir Chiplunkar	Assitant Professor		chaitnyachiplunkar@gmail.com	16/05/1991	Open	02/02/2026	1.0	---	---	1.0	---	---	---	Contractual	NO	---	---	---	---	---	---	NO	



**DR. J. J. MAGDUM HOMOEOPATHIC MEDICAL COLLEGE**

Jaysingpur - 416 101, Tal-Shirol, Dist.- Kolhapur (Maharashtra)

NCH Delhi recognized, Affiliated to AYUSH Delhi &amp; Maharashtra University of Health Science (MUHS), Nashik.

\*Phone No. College : (02322) 227083, Hospital- (02322) 225218

\*Email id- jjmhmc1990@gmail.com \* Established year - 1990\*



MAHARASHTRA UNIVERSITY OF HEALTH SCIENCES, NASHIK  
 DETAIL INFORMATION OF SUBJECTWISE TEACHING STAFF (Approved + Not Approved)  
 Annexure VI (a)

UG Degree/ PG Degree/ Ph.D) AS ON: :03/02/2026

Faculty: Homoeopathy

Name of College: Dr.J.J.Magdum Homoeopathic Medical College ,Jaysingpur

Subject : Repertory

College Code: 4206

Whether UG ...../ UG+PG  
Intake Capacity:UG-100,PG-24

Name of the Teaching Staff	Designation	Mob.No.	E-mail ID	Date of Birth	Whether belongs to Reserved category (if Yes, specify category)	Date of appointment at college	Teaching Experience			Total PG Teaching Experience in Years	Type of Appointment	University Approval Status (Yes/No)	Temp. Approval		Details of PG teacher Recognition by MUHS (Yes/No)	MIET Workshop done in last 05 years Yes/No Give details	Photograph with Signature				
							UG (yrs)						PG (yrs)					From	To	Letter No. & date	
							Asst. prof.	Asso Prof	Total				Asst. prof.	As Prof				Total	Temp/Regular/Contractual		
44 Dr. Kognole Aarti Satish	Professor & H.O.D	9423977570	aartikognole@gmail.com	04/02/1978	Open	08/02/2001	11	05	8.9	24.9	5	7	12	Regular	MUHS(UG)E4/4206/982/2020Dt:19/05/2020	Yes					
45 Dr. Vidya Manish Ghevde	Professor	9922231317	dr.vmghevde@gmail.com	05/09/1973	Open	25/01/2019	---	2.6	0.10	18.4	---	---	NO	Temporar	MUHS/E-4/UG/142107/455/2025 Dt.23/05/2025	YES					
46 Dr. Shinde Mansi Rajendra	Assi. Professor	7709140142	mansishinde1805@gmail.com	18/05/1994	Open	01/04/2022	3.8	---	---	3.8	---	---	NO	Temporar	MUHS/E4/U G/142106/303/2024 Dt:10/09/2024	Yes					



**MAHARASHTRA UNIVERSITY OF HEALTH SCIENCES, NASHIK**  
**DETAIL INFORMATION OF SUBJECTWISE TEACHING STAFF (Approved + Not Approved)**

Annexure VI (a)

**Faculty: Homoeopathy**



**Name of College: Dr.J.J.Magdum Homoeopathic Medical College ,Jaysingpur**

**UG Degree/ PG Degree/ Ph.D) AS ON: :03/02/2026**

**Subject : Repertory**

**Whether UG ...../ UG+PG**

**College Code: 4206 Intake Capacity:UG-100,PG-24**

Name of the Teaching Staff	Designation	Mob.No.	E-mail ID	Date of Birth	Whether belongs to Reserved category (if Yes, specify category)	Date of appointment at college	Teaching Experience			Total PG Teaching Experience in Years			Type of Appointment	University Approval Status (Yes/No)	Temp. Approval		Details of PG teacher Recognition by MUHS (Yes/No)	MET Work shop done in last 05 Years Yes/No Give details	Photograph with Signature		
							UG (yrs)		Total	PG (yrs)		Total			From	To				Temp/Regular	Letter No. & date
							Asst. prof.	Asso Prof		Asst. prof.	As Prof										
47 Dr.Kudoli Shashikant Basavaraj	Lecturer	7588577717	shashikodoli@gmail.com	31/05/1981	Open	15/03/2021	4.10	---	4.10	---	---	---	NO	NO	---	---	---				
48 Dr. Archana Rajeev Patil	Assi. Professor	8459149287	patilarchanaar121997@gmail.com	18/05/1994	Open	23/10/24	1.3	---	1.3	---	---	---	NO	NO	---	---	---				



Annexure VI (a)

MAHARASHTRA UNIVERSITY OF HEALTH SCIENCES, NASHIK  
 DETAIL INFORMATION OF SUBJECTWISE TEACHING STAFF (Approved + Not Approved)

UG Degree/ PG Degree/ Ph.D) AS ON :03/02/2026

Faculty: Homoeopathy

Name of College: Dr.J.J.Magdum Homoeopathic Medical College ,Jaysingpur

Subject : Repertory

College Code: 4206

Whether UG ...../ UG+PG  
 Intake Capacity:UG-100,PG-24

Name of the Teaching Staff	Designation	Mob.No.	E-mail ID	Date of Birth	Whether belongs to Reserved category (If Yes, specify category)	Date of appointment at college	Teaching Experience		Total PG Teaching Experience in Years	Type of Appointment	University Approval Status (Yes/No)	Temp. Approval	Details of PG teacher Recognition by MUHS (Yes/No)		MET Workshop done in last 05 years Give details	Photograph with Signature
							UG (yrs)	PG (yrs)					Temp/Regular/Contractual	Letter No. & date		
49 Dr.Gazala Suhel Sayyad	Professor	9657779851	gaze.shaiikh@gmail.com	01/03/1988	Yes OBC	16/01/2017	2.12	0.3	3.3	4.9	Temporary	27/08/2024	26/08/2026	MUHS/E-4/UG/142106/303/2024 Dt.10/09/2024	Yes	
50 Dr.Seema Pravin Jain	Associate Professor	9422507969	seemajain@gmail.com	15/09/1976	Open	08/03/2025	---	---	0.10	0.10	Temporary	08/03/2025	07/03/2026	MUHS/E-4/UG/142107/455/2025 Dt.23/05/2025	Yes	
51 Dr. Aishwarya Rajendra Gurav	Assi. Professor	8806708208	argurav888@gmail.com	08/08/1994	OBC	01/02/2023	---	---	3.0	3.0	Temporary	27/08/2024	26/08/2026	MUHS/E-4/PG/142107/365/2024 Dt.04/10/2024	Yes	





**Dr. J.J. Magdum Trust's  
Dr. J.J. MAGDUM HOMOEOPATHIC MEDICAL COLLEGE**

Jaysingpur - 416 101, Tal-Shiroli, Dist- Kolhapur (Maharashtra)

NCH Delhi recognized, Affiliated to AYUSH Delhi & Maharashtra University of Health Science (MUHS), Nashik

\*Phone No. College : (02322) 227083, Hospital- (02322) 225218  
\*Email id- jjmhmc1990@gmail.com \* Established year - 1990 \*

Annexure VI (a)

**MAHARASHTRA UNIVERSITY OF HEALTH SCIENCES, NASHIK  
DETAIL INFORMATION OF SUBJECTWISE TEACHING STAFF (Approved + Not Approved)**

**Prof. Dr. Suresh R. Nair**

M.Sc., BHMS, MD, Ph.D.

Principal & Medical Superintendent

Faculty: Homoeopathy

UG Degree/ PG Degree/ Ph.D) AS ON: :03/02/2026

*Research Methodology &  
Biosstatistics*

Whether UG ----/ UG+PG

Subject : *Biosstatistics* Intake Capacity:UG-100,PG-24

Name of College: Dr.J.J.Magdum Homoeopathic Medical College, Jaysingpur

College Code: 4206

Name of the Teaching Staff	Designation	Mob.No.	E-mail ID	Date of Birth	Whether belong to Reserved category (if Yes, specify category)	Date of appointment at college	Teaching Experience			Type of Appointment	University Approval Status (Yes/No)	Temp. Approval	Details of PG teacher Recognition by MUHS (Yes/No)	METS Work done in last 05 years Yes/No	Photograph with Signature
							UG (yrs) Asst. prof. / Asso. Prof.	Total PG Teaching Experience in Years	PG (yrs) Asst. prof. / Asso. Prof.						
52 Mr.-Anandrushi Ambadas Parimela	Professor	9673813662	anandrushiparimela@gmail.com	12/06/1984		31/01/2026	10.0 Prv Exp	10.0 Prv Exp	10.0 Prv Exp	Contractual	NO			No	
53 Mrs.Snehal Prashant Bhande	Associate Professor	7666920897	Snehalbhande55@gmail.com	11/11/1993	Open	31/01/2026	7.0 Prv Exp	7.0 Prv Exp	7.0 Prv Exp	Contractual	NO			No	



*Rsb*  
**Principal**  
Dr. J.J. Magdum Homoeopathic Medical College, Jaysingpur.  
Kolhapur (Maharashtra)

*Rsb*  
**PRINCIPAL**  
Dr. J.J. Magdum Homoeopathic Medical College, Jaysingpur.  
Dist. Kolhapur (Maharashtra)



Dr. J. J. Magdum Trust's

**Dr. J. J. MAGDUM HOMOEOPATHIC MEDICAL COLLEGE HOSPITAL**

C.S.NO.2357/A/A1 KOLHAPUR SANGLI ROAD, JAYSINGPUR, 416101

\* Phone No. College : (02322) 227083, 229583, Hospital- (02322) 225218 \*

\* Email id- jjmhmhospitaljaysingpur@gmail.com \* \* Established year – 1990 \*

Recognized by National Commission for Homoeopathy, Ministry of AYUSH , Govt. of India ,  
Approved by Govt. of Maharashtra, Affiliated to Maharashtra University of Health Science, Nashik.

ANNEXURE – VI (b)

**MAHARSHTARA UNIVERSITY OF HEALTH SCIENCES, NASHIK**  
**Homoeopathy Faculty**

Name of College: Dr. J. J. Magdum Homoeopathic Medical College, Jaysingpur

College Code -4206

Intake Capacity – UG-100, PG- 24

List of (UG) Modern Medicine or Homoeopathy Consultants (MES2024)

Sr. No.	Name of the Teacher	Subject	Post	Remarks
1.	Dr. Prasad Mane	Cardiology	Consultant	
2.	Dr. Riyaz Attar	Pediatrics	Consultant	
3.	Dr. Amar Kumbhar	Radiology	Consultant	
4.	Dr. Swapnali Bandagar	Ophthalmology	Consultant	
5.	Dr. Padmaraj Patil	Dermatology	Consultant	
6.	Dr. Prasad Mane	General Medicine	Consultant	
7.	Dr. Shanta Patil	Ob/Gyn	Consultant	
8.	Dr. Rohit Waydande	Emergency Medicine	Consultant	
9.	Dr. AnilKumar Kabade	Surgery	Consultant	
10.	Dr. Deepika Sunil Gaikwad	Dentistry	Consultant	
11.	Dr. Mujawar Juned	Physiotherapy	Consultant	
12.	Dr. Mangsule Shivraj	Rheumatology	Consultant	
13.	Dr. Vikram Jain	ENT	Consultant	
14.	Dr. Asif Desai	Homeopathy	Consultant	

**PRINCIPAL**

Dr. J.J. Magdum Homoeopathic  
Medical College, Jaysingpur.  
Dist. Kolhapur (Maharashtra)



**Dr. J. J. Magdum Trust's**  
**Dr. J. J. MAGDUM HOMOEOPATHIC MEDICAL COLLEGE**  
Jaysingpur - 416 101, Tal-Shirol, Dist.- Kolhapur (Maharashtra)  
NCH Delhi recognized, Affiliated to AYUSH Delhi & Maharashtra University of Health Science (MUHS), Nashik.  
\* Phone No. College : (02322) 227083, Hospital- (02322) 225218 \*  
\* Email id- jjhmci1990@gmail.com \* \* Established year - 1990 \*

**Maharashtra University of Health Sciences, Nashik**  
**Homoeopathy Faculty**

Annexure - VII

**Name of College: Dr.J.J.Magdum Homoeopathic Medical College ,Jaysingpur**

**College Code:4206**

Sr. No.	Medical College Non-Teaching Staff	Required for UG intake	Available	Additional Requirement for PG Intake	Available	Remarks
1	Administrative Staff	7 Posts	8			
2	Anatomy Lab Attendants Cadaver Assistant	1 1	1			
3	Physiology & Biochemistry Lab Technician & Lab Attendant	1 1	1 1			
5	Homoeopathic Pharmacy Lab Attendants	1	1			
6	Pathology & Microbiology Lab Technician & Lab attendant	1 1	1 1			
8	Psychiatry Dept: Assistants / Attendants	2	NA			
9	Pediatrics Dept: Assistants / Attendants	2	NA			
10	Librarian	1	1			
11	Library Assistant	1	3			
12	Multi Tasking staff in each department	13	8			

**26 Total staff+(sweeper)+01(sanitation)+01(security staff)+02**

**Note:** The watch & ward duty, transport & sanitation shall be provided from outsourcing or by appointment: Available



*[Handwritten Signature]*


**Signature**  
**Dr. J. J. Magdum Homoeopathic**  
**Medical College, Jaysingpur.**

## Dr. J. J. MAGDUM HOMOEOPATHIC MEDICAL COLLEGE

Jaysingpur – 416 101, Tal-Shirol, Dist.- Kolhapur (Maharashtra)  
NCH Delhi recognized, Affiliated to AYUSH Delhi & Maharashtra University of Health Science (MUHS), Nashik.  
\*Phone No. College : (02322) 227083, Hospital- (02322) 225218\*  
\*Email id- jjmhmc1990@gmail.com\* \*Established year – 1990\*

### Administrative , Technical & Supportive staff List

Department	Staff (Technical & Non Tech)	Name	Qualification	Date of First Appointment
Administrative Staff	Administrative Officer	Mr.P.H.Kulkarni	B.COM	03/04/2025
	Office Superintendent	Mrs.Alka Sanjay Kagale	B.COM & Diploma in Computer Applications	15/11/2001
	Accountant	Mr. Rahul Jangade	B.A.	01/03/2021
	Upper Division Clerk	Mr.Niranjan Jadhav	B.A.	31/01/2026
	Lower Division Clerk	1.Amruta Gavali 2.Anisa Mullani	B.COM B.Com	02/05/2024 10/11/2025
	Data Entry Operator	Mr.SuhasMahindrakar	Dip.Com.Tech	13/11/2024
	Multi tasking staff in admin section	Mr.Mahesh Vathare (Cashier)	B.COM	25/08/2023
Anatomy	Laboratory Attendant	Mr.Vijay Mule	HSC	01/02/1993
	Cadaver Assistant	----	----	-----
Physiology Incl Biochemistry	Laboratory Attendant	Mr.Gafur Mullani	HSC	07/11/2002
	Laboratory Technician	Miss.Ayesha Gavandi	B.Sc.DMLT	01/08/2022
Hom. Pharmacy	Laboratory Attendant	Mr.Uday Mali	11 <sup>TH</sup>	19/05/2000
Pathology & Microbiology	Laboratory Attendant	Mr.Annaso Nidone	8 <sup>TH</sup>	07/11/2002
	Laboratory Technician	Mr.Abhishek Narade	MSC DMLT	26/07/2015
Library	Librarian	Mr.Subhash Banne	M.A.M.Lib& ISc	01/06/2021
	Library Assistant	1.Mrs.Shweta Magdum	B.ComDip Library Sci.	15/07/2002
		2.Mr.Anil Gangdhar	M.A.M.Lib& ISc	06/08/1990
		3.Mr.Navnath Kurane	HSC, Dip in Library	18/11/1993
<b>Multi tasking Staff in all Departments</b>				
1	H.M.M.	Mr.Santosh Patukale	BA II	12/01/1995
2	Organon	Mr.Girish Kulkarni	BA	01/06/2018
3	Hom.Pharmacy	-----	-----	-----
4	Repertory	Mr. Pritam Dilip Potdar	HSC	13/01/2025
5	Anatomy	.Ghanasham Kamble	SSC	01/04/2025
6	Physiology	Pravin Taware	HSC	15/06/2015
7	Pathology	Darshan Kothawale	HSC	07/05/2025
8	F.M.T.	-----	-----	-----
9	Surgery	Mr. Vishal Kamble	SSC	19/04/2025
10	Obst.& Gynaecology	----	HSC	
11	Practice of Medicine	-----	-----	-----
12	Community Medicine	Mr.Santosh R. Patil	BA	19/04/2024
13	Sweeper	Mrs.Sunit Ugare	---	2020
14	Sanitation Staff	Mr.Ajay Beg	10 TH	2025
15	Security staff	1.Bapu Pendharirkar		2025
		2.Govind Jadhav	12 th	

  
**PRINCIPAL**  
 Dr. J.J. Magdum Homoeopathic  
 Medical College, Jaysingpur.  
 Dist. Kolhapur (Maharashtra)



Dr. J. J. Magdum Trust's  
**Dr. J. J. MAGDUM HOMOEOPATHIC MEDICAL COLLEGE HOSPITAL**

C.S.NO.2357/A/A1 KOLHAPUR SANGLI ROAD, JAYSINGPUR, 416101

\* Phone No. College : (02322) 227083, 229583, Hospital- (02322) 225218 \*

\* Email id- jjmhmhospitaljaysingpur@gmail.com \* \* Established year – 1990 \*

Recognized by National Commission for Homoeopathy, Ministry of AYUSH , Govt. of India ,  
Approved by Govt. of Maharashtra, Affiliated to Maharashtra University of Health Science, Nashik.

**Annexure –VIII**

**MAHARSHTRA UNIVERSITY OF HEALTH SCIENCES, NASHIK**

**Homoeopathy Faculty**

DETAILS OF THE HOSPITAL AND WORK RECORD: (HOSPITAL – INFORMATION)

YEAR 2025-26


Name of College: Dr. J. J. Magdum Homoeopathic Medical College, Jaysingpur.

College Code - 4206

<b>Paramedical / Hospital Staff (Including Modern Medicine Teacher consultation.)</b>				
<b>Upload List of staff having Name, Designation , Qualification, &amp; Experience on the college</b>				
Sr.No.	Hospital staff/ Paramedical	Requirement 51-100 Bed MES 2024	Available Staff	Yes/No
1.	Medical Superintendent	1	1. Dr. Arati Kognole	Yes
2.	Deputy Medical Superintendent	1	2. Dr. Pranav Nimankar	Yes
3.	General Physician	1	3. Dr. Prasad Mane 4. Dr. Bhaskar Kulkarni	Yes
4.	Surgeon (General Surgery)	1	5. Dr. Anilkumar Kabade	Yes
5.	Obstetrician/gynaecologist	1	6. Dr. Shantmati Patil	Yes
6.	Radiologist	On Call	7. Dr. Amar Kumbhar	Yes
7.	Pathologist or Biochemist	1	8. Dr. Nilam Birnale	Yes
8.	Medical Officer	4	9. Dr. Vidya Patil 10. Dr. Rafiya Mujawar 11. Dr. Khushali Vyas 12. Dr. Irshad Nadaf	Yes
9.	Resident Medical Officer	2	13. Dr. Vishnu Prasad VK 14. Dr. Arjun Jadhav	Yes
10.	Anaesthetist (on Call)	On Call	15. Dr. Aditya Velhal	Yes
11.	House Physician	8	16. Dr. Paranjape 17. Dr. Pranali Jadhav 18. Dr. Aditya Kumbhar 19. Dr. Abhishek 20. Dr. Rajkiran Patil 21. Dr. Sadika Moulavi 22. Dr. Mehnaz Desai 23. Dr. Shraddha Gaikwad	Yes
12.	Public Relation Officer	1	24. Mr. Pravinkumar Kudale	Yes
13.	Pharmacist	3	25. Miss. Pragati Khamkar 26. Mrs. Meghana Powar 27. Mrs Nutan Karande	Yes
14.	Lab Technician	2	28. Mrs. Rohini Patil 29. Mrs. Rupali Mali	Yes
15.	X-Ray Technician/Radiographer	1	30. Mr. Shashikant Dhumal	Yes



	Dresser	2	31. Mr. Ajit sawant 32. Mr. Arihant Nej	Yes
17.	X-Ray Attendant	1	33. Mr. Prasad Athave	Yes
18.	Nursing Staff In-Charge	1	34. Mrs. Kanchan Sawant	Yes
19.	Nursing Staff	9-16	35. Mrs. Vaishali kamble 36. Mrs .Rajj akka Rajge 37. Miss Ankita Shinde 38. Kirankumar Vaddi 39. Sanket Kamble 40. Sajid Sanadi 41. Namrata Gavade 42. Utkarsha Kamble 43. Sebestine Hegade	Yes
20.	Operation Theatre Nurse	1	44. Mr. KishorKumar Kamble	
21.	Operation Theatre Assistant	1	45. Mrs. Shubham Tiwade	
22.	Ward Boys or Ayas	9	46. Mrs.Pramila Powar 47. Smt. Kamal Bhishtane 48. Mrs. Sushila Powar 49. Mrs. Rani Mane 50. Mrs. Laxmi Munje 51. Mrs. Sangita Nalwade 52. Smt. Nutan Kamble 53. Mrs. Karuna Dhale 54. Mrs. Prarthana Powar	Yes
23.	Store Keeper	1	55. Mr. Rohini Vathare	Yes
24.	Registration Clerk or Receptionist	2	56. Mrs. Shailshri Mali 57. Mrs. Rajashree Kamble 58. Mrs. Sakashata Belavi	Yes
25.	Yoga Instructor Or Physician	1	59. Dr. Sanjivani Hawaldar 60. Mr. Mohan Jagtap	Yes
26.	Physiotherapist	1	61. Dr. Junaid Mujawar	Yes
27.	Dietician	1	62. Mrs. Monica Rane	Yes
<b>Auxiliary Staff</b>				
28.	Cleanliness Staff		63. Mrs. Laxmi Nalawade	Yes
29.	Accountant staff/ Cashier		64. Mrs. Akib Mulla	Yes
30.	Ambulance Driver		65. Mr. Amol Kamble	Yes
31.	Multi-Tasking Staff		66. Miss. Tammana Jamadar	Yes

  
**PRINCIPAL**  
 Dr. J.J. Magdum Homoeopathic  
 Medical College, Jaysingpur.  
 Dist. (Warananasi, Maharashtra)



Dr. J. J. Magdum Trust's  
**Dr. J. J. MAGDUM HOMOEOPATHIC MEDICAL COLLEGE**

Jaysingpur – 416 101, Tal-Shirol, Dist.- Kolhapur (Maharashtra)  
NCH Delhi recognized, Affiliated to AYUSH Delhi & Maharashtra University of Health Science (MUHS), Nashik.  
\*Phone No. College : (02322) 227083, Hospital- (02322) 225218\*  
\*Email id- jjmhmc1990@gmail.com\*\*Established year – 1990\*

**Annexure-IX A**

**EXAMINATION RELATED INFORMATION FOR A.Y. 2026 - 2027**  
**For Online Transmission of Question Papers:**

Sr.No.	Infrastructure facilities at College	Yes /No
<b>Strong Room :</b>		
1	It must have a door Entry/Exit (with Safety Door/Grill for windows)	YES
2	Minimum Area shall be 20 x 20 sq. ft.	YES
3	Adequate Steel Almirah/Cupboard for storage of Answer Books.	YES
4	C.C.T.V. Camera with recording facility that covers entire area or Downloading and Printing of online transmission of Question Paper process.	YES
5	Latest version Computer (Minimum 4) and Printer (Minimum 4) with Inverter facility, MS Office, PDF Reader, Winrar or Winzip.	YES
6	Dual Internet service, Primary with 1:1 dedicated line of 100 mbps speed by class 'A' ISP, and alternate line with 1 : 1 dedicated line of 50 mbps speed, by an another Class 'A' ISP to ensure uninterrupted downloading facility, with 2(two) static IP's, Internet Dongle.	YES
7	Adequate Number of Paper Rims for printing Question Papers.	YES
8	One Photocopy Machine, UPS Backup.	YES
<b>Scanning Room :</b>		
9	Separate Scanning Room for scanning Answer Books after end of Examination Session under CCTV Surveillance. (Laptops and Scanners will be provided by the University Appointed Agency)	YES
10	Dual Internet service, Primary with 1:1 dedicated line of 100 mbps speed by class 'A' ISP, and alternate line with 1 : 1 dedicated line of 50 mbps speed, by an another Class 'A' ISP to ensure uninterrupted downloading facility, with 2(two) static IP's, Internet Dongle.	YES

**To Set Up DEC for Onscreen Evaluation of Answer Books :**

Sr.No.	Infrastructure facilities at College	Yes /No
1	Computers (20) with latest licensed Operating System Software (OSS) with antivirus and firewalls to provide all lock, work station with Computer charts and key board tray.	10 Yes
2	Wiring and Networking (with Raw Power Supply and UPS) and one Printer per DEC	Yes
3	Air conditioners, Bio metric system, CCTV installation, Rest rooms and 24x 7 security.	CCTV,2 4x7



		Security
4	Collapsible gate for the main entrance with Name board and locking facility.	NO
5	Dual Internet service, Primary with 1:1 dedicated line of 100 mbps speed by class 'A' ISP, and alternate line with 1 : 1 dedicated line of 50 mpbs speed, by an another Class 'A' ISP to ensure uninterrupted downloading facility, with 2(two) static IP's.	Yes 100mbps Primary line
6	Appointment of one Professor as a <b>Examination Co-ordinator</b> to Co-ordinate this Online process.	Yes
7	Separate Evaluation Room for Evaluating the Answer Books under CCTVSurveillance	Yes



**Signature of Principal**  
with **PRINCIPAL**  
Dr. J.J. Magdum Homoeopathic  
Medical College, Jaysingpur.  
Dist. Kolhapur (Maharashtra)

1. Hard copy & soft copy of this Annexure must be submitted to the University.
2. The information must be made available on the College website.

Name of the College/Phone/Mob.No. : Dr.J.J.Magdum Homoeopathic Medical College,Jaysingpur

PHONE NUMBER: (02322) 227083

College Email:-jjmhc1990@gmail.com

Name of the Subject : ALL SUBJECTS

Sl. No.	College Name	Subject	Full name of the Teacher (First Name Middle Name Last Name.)	Designation	Date of Joining	UG Qualification & Year of Passing	PG Qualification & Year of Passing	Teaching experience After PG Passing	MUHS Approval (Yes/No)	If Yes MUHS Approval Letter & Date	Adhar No.	Pan No.	Date of Birth (Age in year)	Latest Email Address	Contact Nos. (Mob)	Debarred Yes/No
1	2	3	4	5	6	7	8	9	10	11	12	13	14	15	16	17
1	Dr.J.J.Magdum Homoeopathic Medical College,Jaysingpur	Anatomy	Dr.Aruna Abhijet Patil	Professor	02/12/2024	BHMS	MD HOM 2011	9.11	Yes	MUHS/E-4/UG/142107/345/2025 DT:07/05/2025	341750409072	ADDPV8773G	10/03/1984	arunapatil6205@gmail.com	8866883802	NO
2	Dr.J.J.Magdum Homoeopathic Medical College,Jaysingpur	FMT	Dr.Mahaveer Rajaram Vaswade	Professor	10/06/1996	BHMS1995	NO	28	Yes	MUHS/(UG)/E4R/53/4206/344 8/2013 DT:11/09/2013	341750409072	ADOPV8773G	02/06/1969	mahaveerwaswade@rediffmail.com	9822594733	NO
3	Dr.J.J.Magdum Homoeopathic Medical College,Jaysingpur	Surgery	Dr.Yaduraj Prabhakar Prasade	Professor	01/02/1992	BHMS1989	NO	32	Yes	MUHS/(UG)/E4/4205/2461/2011 Dt:08/07/20211	209741030144	AIMP7527R	24/11/1965(57 Yrs)	yadurajprasade02@gmail.com	9860165522	NO
4	Dr.J.J.Magdum Homoeopathic Medical College,Jaysingpur	Surgery	Dr.Pranav Nimankar	Associate Professor	07/08/2024	BHMS	MD HOM 2013	5	Yes	MUHS/E-4/UG/142107/570/2025 Dt:11/7/25	436637578326	AWPPN323N	12/11/1985	pranavnimankar@gmail.com	9011175605	NO
5	Dr.J.J.Magdum Homoeopathic Medical College,Jaysingpur	Pathology	Dr.Rajendra Narhar Kulkarni	Professor	01/10/1990	LCEH May 1989	NO	34	Yes	MUHS/(UG)/E4/4206/695/2020 Dt:02/06/2020	633390601075	ABQPK2011G	27/09/1965(57 Yrs)	dr.rmk2011@rediffmail.com	9403229250	NO
6	Dr.J.J.Magdum Homoeopathic Medical College,Jaysingpur	Organon	Dr.Rafat Abulkhader Jnabade	Professor & Hod	15/10/1999	BHMS1991	MD(HOM) 2007	16	YES	MUHS/E-4/UG/142107/345/2025 DT:07/05/2025	954837076351	AQSPJ34988	09/02/1967 (55 Yrs)	dr.rafatjnabade@gmail.com	9881447608	NO
7	Dr.J.J.Magdum Homoeopathic Medical College,Jaysingpur	Materia Medica	Dr.Sunil Balaso Banne	Professor & Hod	01/01/1996	BHMS Nov.1990	MD(HOM) July 2005	19	Yes	MUHS/(UG)/E4/4206/982/2020 DT:19/05/2020	758260517203	AKUPPB20652	10/05/1968 (54 Yrs)	sunilbanne10@gmail.com	9860808002	NO
8	Dr.J.J.Magdum Homoeopathic Medical College,Jaysingpur	Materia Medica	Dr.Kiran Deepak Shinde	Professor	01/01/2002	DHMS Dec.1998	NO	21	Yes	MUHS/(UG)/E-4/R/53/4206/3448/20	658804003029	HCGPS4316Q	01/02/1976 (46 Yrs)	kiranshinde197@gmail.com	8055184607	NO
9	Dr.J.J.Magdum Homoeopathic Medical College,Jaysingpur	Repertory	Dr.Arati Satish Kognole	Professor	26/07/2001	BHMS1999	MD(Hom) 2007	17	Yes	MUHS/(UG)/E4/4206/982/2020 DT:19/05/2020	561128422790	BKUPPK6656D	02/04/1978 (44 Yrs)	aratikognole@gmail.com	9423977570	NO



**PRINCIPAL**  
Dr. J.J. Magdum Homoeopathic  
Medical College, Jaysingpur.

# MAHARASHTRA UNIVERSITY OF HEALTH SCIENCES, NASHIK

SUBJECTWISE ELIGIBLE EXAMINERS LIST (PG COURSE)

NAME OF COLLEGE : DR.J.J MAGUM HOMOEOPATHIC MEDICAL COLLEGE JAYSINGPUR

Mobile No.

Annexure IX



Sr No.	Name of Teacher (Last Name First Name Middle Name)	Designation	Subject/ Speciality	Type of Appointment (Regular / Temp. / Honorary)	Qualification	University Approx at(UG)	PG Teaching Experience (in Years) (after PGM)	PG Teacher Recogniti on (Yes/No)	Recognition Letter No. & date issued by the University	No. of PG Students guided in last 5 year	Date of birth	E-mail ID	Mobile No.	Aadhar Card No.	Debarred (Yes/No) If Yes plz specify	Teacher Signature
1	Dr.-Sunil Balaso Banne	Professor	Materia Medica	Regular	MD (HOM)	27.3	18	Yes	MUHS/PG/E-4/747/2020 Dt.06/07/2020	15	05/10/1968	sunilbanne10@gmail.com	9860808002	758760517203	NO	
2	Dr.-Jamil Rafiq Nadaf	Associate Professor	Materia Medica	Temp.	MD (HOM)	3.5	3	Yes	MUHS/E-4/PG/142107/917/2026 Dt.13/10/25	1	06/04/1992	dr.jamil51@gmail.com	9096244529	514032167544	NO	
3	Dr.-Angraj M.Mane	Assi. Professor	Materia Medica	Temp.	MD (HOM)	2.9	2.9	Yes	MUHS/E-4/PG/142107/328/2024 Dt.23/09/2024	1	06/08/1986	anrajm@yahoo.com	9561934111	626410856078	NO	
4	Dr.-Rafat Abdulkhader Jinab	Professor	Organon	Temp.	MD (HOM)	23.6	9	Yes	MUHS/PG/E-4/747/2020 dt 06/07/2020	5	09/02/1967	drarafatjinabade@gmail.com	988149548	954837076351	NO	
5	Dr.-Arati Mahantesh Patil	Professor	Organon	Temp.	MD (HOM)	9	12	Yes	MUHS/PG/E-4/747/2020 Dt.06/07/2020	7	26/02/1977	draratipatil45@gmail.com	9403450457	622587636905	NO	
6	Dr.-Avadhoot Patil	Assistant Professor	Organon	Temp.	MD (HOM)	0	1.10	Yes	MUHS/PG/E-4/PG/142107/363 /2025 Dt.09/05/2025	1	04/05/1991	dravadhootpatil04@gmail.com	9970720020	966612217467	NO	
7	Dr.-Padmashree R.Manjardekar		Practice of Medicine	Temp.	MD (HOM)	20	18	Yes	MUHS/E-4/PG/142107/508/2025 dt.06/06/25	3	01/06/1976	pawarpadmashree1@gmail.com	9975377151	732895104947	NO	
8	Dr.-Kognole Aarti Satish	Professor	Repertory	Regular	MD (HOM)	22.2	15	Yes	MUHS/PG/E-4 /747/2020 dt 06/07/2020	15	02/04/1978	aartikognole@gmail.com	9423977570	561128422790	No	
9	Dr.-Sayyad Gazala Suhel	Professor	Repertory	Temp.	MD (HOM)	6.3	3.5	Yes	MUHS/E-4/PG/142107/328/2024 DT 23/09/24	10	01/03/1988	gaze-shaikh@gmail.com	9657779851	796351187422	No	
10	Dr.-Satish Ashok Katkar	Associate Professor	Practice of Medicine	Temp.	MD (HOM)	8	8	Yes	MUHS/E-4/PG/142107/917/2026 DT.13/10/2025	2	13/09/1990	dr.satishkatkar@gmail.com	8856978777	752204910928	NO	

*(Signature)*

**PRINCIPAL**  
Dr. J.J. Magdum Homoeopathic Medical College, Jaysingpur. Dist. Kolhapur (Maharashtra)



Dr. J. J. Magdum Trust's

## Dr. J. J. MAGDUM HOMOEOPATHIC MEDICAL COLLEGE

Jaysingpur – 416 101, Tal-Shirol, Dist. - Kolhapur (Maharashtra)

NCH Delhi recognized, Affiliated to AYUSH Delhi & Maharashtra University of Health Science (MUHS), Nashik.

\*Phone No. College : (02322) 227083, Hospital- (02322) 225218\*

\*Email id- jjmhmc1990@gmail.com\*\*Established year – 1990\*

ANNEXURE- X

### Details of Institutional Ethics Committee and Research advisory committee

#### Details of Institutional Ethics Committee

Sr.No.	Name of Ethical Committee Member	Designation
1	Dr.Pramod Budruk	Chairperson
2	Dr.Sachin Nitave	Member Secretary
3	Dr.Anandrushi Parimella	Basic Medical Scientist
4	Dr.Vaibhav Joshi	Clinicians
5	Dr.Bhagyashree Joshi	Legal Expert
6	Dr.D.A.Chougule	Philosophe/Social Scientist

Date



Signature, Name and stamp of

Dean/Principal/Director

**PRINCIPAL**

**Dr. J.J. Magdum Homoeopathic  
Medical College, Jaysingpur.  
Dist. Kolhapur (Maharashtra)**

1. Hard copy & soft copy of this Annexure must be submitted to the University.
2. The information must be made available on the College website.



Dr. J. J. Magdum Trust's

**Dr. J. J. MAGDUM HOMOEOPATHIC MEDICAL COLLEGE**

Jaysingpur – 416 101, Tal-Shirol, Dist - Kolhapur (Maharashtra)

NCH Delhi recognized, Affiliated to AYUSH Delhi & Maharashtra University of Health Science (MUHS), Nashik.

\*Phone No. College : (02322) 227083, Hospital- (02322) 225218\*

\*Email id- jjmlmc1990@gmail.com \* Established year – 1990\*

**ANNEXURE- XI**

**Details of AISHE Certification of last 5 years**

Sr.No.	Year	Yes / No
1	24-25	Yes
2	23-24	Yes
3	22-23	Yes
4	21-22	Yes
5	20-21	Yes

**Date:**



*RSB*

**Signature, Name and**

**stamp of**

**Dean/Principal/Director**

**PRINCIPAL**

**Dr. J.J. Magdum Homoeopathic  
Medical College, Jaysingpur.  
Dist. Kolhapur (Maharashtra)**



सत्यमेव जयते  
Government of India

Ministry of Education

Department of Higher Education

Statistics Division

New Delhi

# Provisional Certificate



**Reference No.** C-14001-2024

This is to certify that ALKA SANJAY KAGALE of Dr. J.J. Magdum Homoeopathy College, Jaisinghpur (C-14001) has successfully submitted the data of All India Survey on Higher Education(AISHE) for the survey year 2024-2025.



**Dated:** 12/12/2025

*Navanita*  
**(Ms. Navanita Gogoi)**  
Deputy Director General



सत्यमेव जयते

Government of India  
Ministry of Education

Department of Higher Education

Statistics Division

New Delhi

# Certificate



**Reference No.** C-14001-2023

This is to certify that ALKA SANJAY KAGALE of Dr. J.J. Magdum Homoeopathy College, Jaisinghpur (C-14001) has successfully submitted the data of All India Survey on Higher Education(AISHE) for the survey year 2023-2024.

*Navanita*

(Ms. Navanita Gogoi)  
Deputy Director General

**Dated:** 28/02/2025





Government of India  
Ministry of Education

Department of Higher Education

Statistics Division

New Delhi

# Certificate



**Reference No.** C-14001-2022

This is to certify that ALKA SANJAY KAGALE of Dr. J.J. Magdum Homoeopathy College, Jaisinghpur has successfully uploaded the data of All India Survey on Higher Education(AISHE) 2022-2023.



**Dated:** 14/02/2024

*R.Rajesh*

( Shri R. Rajesh )

Deputy Director General



Government of India  
Ministry of Education  
Department of Higher Education  
Statistics Division  
New Delhi

# Certificate



**Reference No.** C-14001-2021

This is to certify that Sudhir Chougenda Pali of Dr. J.J. Magdum Homoeopathy College, Jaisinghpur has successfully uploaded the data of All India Survey on Higher Education (AISHE) 2021-2022.



**Dated:** 15/02/2023

*RRajesh*

( Shri R. Rajesh )


Deputy Director General

2025.01.30 11:47



Government of India  
Ministry of Education  
Department of Higher Education  
Statistics Division  
New Delhi

# Certificate



**Reference No.** L-11001-2020

This is to certify that Dr. Rajendra Narhar Kulkarni of Dr. J.J. Magdum Homiopathy College, Jalgaonpur has successfully uploaded the data of All India Survey on Higher Education (AISHE) 2020-2021.



Dated: 20/01/2022

*R. Rajesh*

(Shri R. Rajesh)

Deputy Director General



2025.01.30 11:49



महाराष्ट्र MAHARASHTRA

2025

DZ 142129

दस्ताचा प्रकार/अनुच्छेद क्र.- करारपत्र  
दस्त नोंदणी करणार आहेत काय - नाही  
मुद्रांक विक्रेत्यांचे नांव - श्री.श्रीकांत जनार्दन जाधव, रा.शिरोळ  
कोड नंबर २६१२०१२, परवाना क्रमांक-११/१९९९  
परवाना ठिकाण- तहसिल कार्यालय आवार, शिरोळ  
मुद्रांक विक्री अनुक्रमांक २९४३ दिनांक- २३/०१/२०२६  
मुद्रांक शुल्क किंमत रुपये - ५००/-  
मुद्रांक विकत घेणा-यांचे नांव - रजिस्टार एम.यु.एच.एस नाशिक  
दुस- या पक्षकाराचे नांव.- प्रिन्सिपल डॉ.जे.जे.मगदूम होमिपॅथीक मेडीकल कॉलेज जयसिंगपूर  
हस्ते असल्यास त्याचे नांव व पत्ता- प्रविण आनंदा तावरे रा.शिरोळ  
मिळकतीचे वर्णन - -----  
मोबदला रक्कम रुपये - ----



*[Signature]*  
मुद्रांक विक्रेत्याची सही

*[Signature]*

मुद्रांक विकत घेणा-याची सही

ज्या कारणासाठी ज्यांनी मुद्रांक खरेदी केला त्यांनी त्याच कारणासाठी मुद्रांक खरेदी केल्यापासून १२ महिन्यात वापरणे बंधनकारक आहे.

ANNEXURE- XII

### DECLARATION

(To be prepared on a Stamp Paper Rs.100)

I, the Principal of the Dr.J.J.Magdum Homoeopathic Medical College Jaysingpur / Institute solemnly states on affirmation, that the information provided by me in Inspection Format as well as uploaded on College Website along with all Annexures is true and correct to the best of my knowledge. The said information is provided to me by the concerned teachers and duly verified by me.

Number of Corrections  
On This Page Nil

It is further submitted the teachers information attached in respective **Annexure-VI (a)** are not working in / at any other College /Institute or presented themselves at any inspection for the Academic Year 2025-2026, as per my knowledge and information provided by the concerned teachers. The teachers in the **Annexure-VI (a)** are staying in the same city / town / village where the College / Institute is situated or adjacent to the city / town / village, where the College/Institute is situated and having the valid proof of residence of the said city / town / village. The teachers in the **Annexure-VI (a)** are not practicing in College working hours or outside the City where the College /Institute is situated.

I further hereby declare that every information or content in this Inspection Format is based on the information provided by the concerned teachers and endorsed by me after due verification and the same is/are absolutely true and correct. If at any stage it is revealed that any information or content given in this declaration is not true and correct, in such event the undersigned/ the concerned teacher as the case may be, shall be liable for disciplinary action or penal action or Affiliation of the College shall be withdrawal, as the case may be.

This declaration is voluntarily signed by me on Monday day of 02/02/2026 at Jaysingpur

Date: 02/02/2026

Place : Jaysingpur

REGISTERED & NOTED  
AT SERIAL NO.: 425  
DATE 02/02/2026

**Solemnly Affirmed before me**

Shri. Dr. Suresh Raghavan Nair, Principal  
61 Age, Service Occu. Dr. J.J. Magdum  
Hono. Med. College

RPNB  
Signature of Principal

R/o. Jaysingpur Tal. Shirol Name of the Signatory:- Dr. Suresh Raghavan Nair  
Dist. Kolhapur

(with Seal of the College / Institute)

**PRINCIPAL**

Dr. J.J. Magdum Homoeopathic  
Medical College, Jaysingpur.  
Dist. Kolhapur (Maharashtra)



**Who is identified before me**

Shri. self

Whom I personally know

Date 02/02/2026

SO



Number of Corrections  
On This Page Nil

**PREMLATA SURESH BOTANGLE**  
Advocate & Notary Public of  
Govt. of India, Reg. No. 30998 / 07-01-2025  
JAYSINGPUR, Tal. Shirol, Dist. Kolhapur.  
02 FEB 2026

